

Q1 What school does your child currently attend? If you have more than one child attending an EIPS school or a child who attends classes at more than one EIPS school, complete this survey for each one.

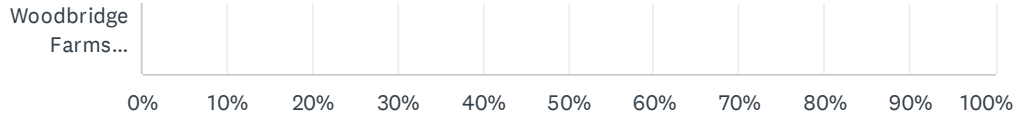
Answered: 73 Skipped: 0



2023-24 EIPS Annual Feedback Survey: For Parents and Caregivers

James Mowat Elementary										
Lakeland Ridge										
Lamont Elementary										
Lamont High										
Mills Haven Elementary										
Mundare School										
Next Step Fort Saskatchewan										
Next Step Sherwood Park										
Next Step Vegreville										
Pine Street Elementary										
Rudolph Hennig Junior High										
Salisbury Composite High										
Sherwood Heights Juni...										
SouthPointe School										
Strathcona Christian...										
Strathcona Christian...										
Uncas Elementary										
Vegreville Composite High										
Wes Hosford Elementary										
Westboro Elementary										
Win Ferguson Elementary										

2023-24 EIPS Annual Feedback Survey: For Parents and Caregivers



2023-24 EIPS Annual Feedback Survey: For Parents and Caregivers

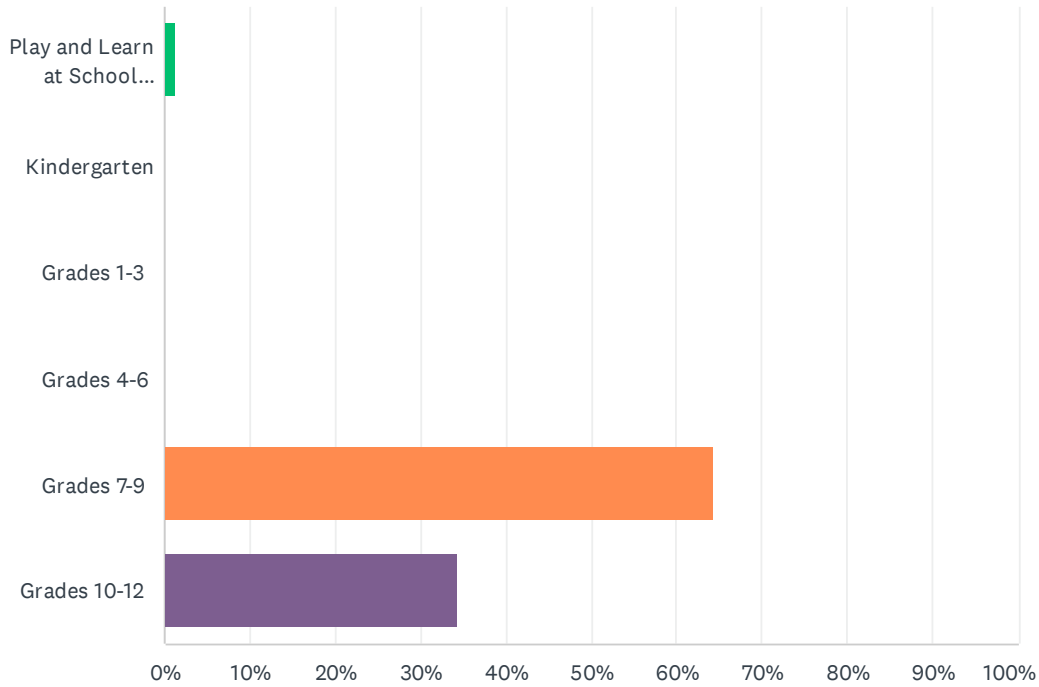
ANSWER CHOICES	RESPONSES	
A.L. Horton Elementary	0.00%	0
Ardrossan Elementary	0.00%	0
Ardrossan Junior Senior High	100.00%	73
Bev Facey Community High	0.00%	0
Brentwood Elementary	0.00%	0
Bruderheim School	0.00%	0
Clover Bar Junior High	0.00%	0
Davidson Creek Elementary	0.00%	0
École Campbelltown	0.00%	0
École Parc Élémentaire	0.00%	0
F.R. Haythorne Junior High	0.00%	0
Fort Saskatchewan Christian	0.00%	0
Fort Saskatchewan Elementary	0.00%	0
Fort Saskatchewan High	0.00%	0
Fultonvale Elementary Junior High	0.00%	0
Glen Allan Elementary	0.00%	0
Heritage Hills Elementary	0.00%	0
James Mowat Elementary	0.00%	0
Lakeland Ridge	0.00%	0
Lamont Elementary	0.00%	0
Lamont High	0.00%	0
Mills Haven Elementary	0.00%	0
Mundare School	0.00%	0
Next Step Fort Saskatchewan	0.00%	0
Next Step Sherwood Park	0.00%	0
Next Step Vegreville	0.00%	0
Pine Street Elementary	0.00%	0
Rudolph Hennig Junior High	0.00%	0
Salisbury Composite High	0.00%	0
Sherwood Heights Junior High	0.00%	0
SouthPointe School	0.00%	0
Strathcona Christian Academy Elementary	0.00%	0

2023-24 EIPS Annual Feedback Survey: For Parents and Caregivers

Strathcona Christian Academy Secondary	0.00%	0
Uncas Elementary	0.00%	0
Vegreville Composite High	0.00%	0
Wes Hosford Elementary	0.00%	0
Westboro Elementary	0.00%	0
Win Ferguson Elementary	0.00%	0
Woodbridge Farms Elementary	0.00%	0
TOTAL		73

Q2 What grade is your child currently in?

Answered: 73 Skipped: 0



ANSWER CHOICES	RESPONSES	
Play and Learn at School (PALS)	1.37%	1
Kindergarten	0.00%	0
Grades 1-3	0.00%	0
Grades 4-6	0.00%	0
Grades 7-9	64.38%	47
Grades 10-12	34.25%	25
TOTAL		73

Q3 As a result of being in the Play and Learn at School (PALS) program, my child's demonstrating growth in their development.

Answered: 0 Skipped: 73

 No matching responses.

ANSWER CHOICES	RESPONSES
Strongly agree	0.00% 0
Agree	0.00% 0
Disagree	0.00% 0
Strongly disagree	0.00% 0
Don't know	0.00% 0
TOTAL	0

Q4 As a result of being in the kindergarten program, my child's becoming ready to enter Grade 1.

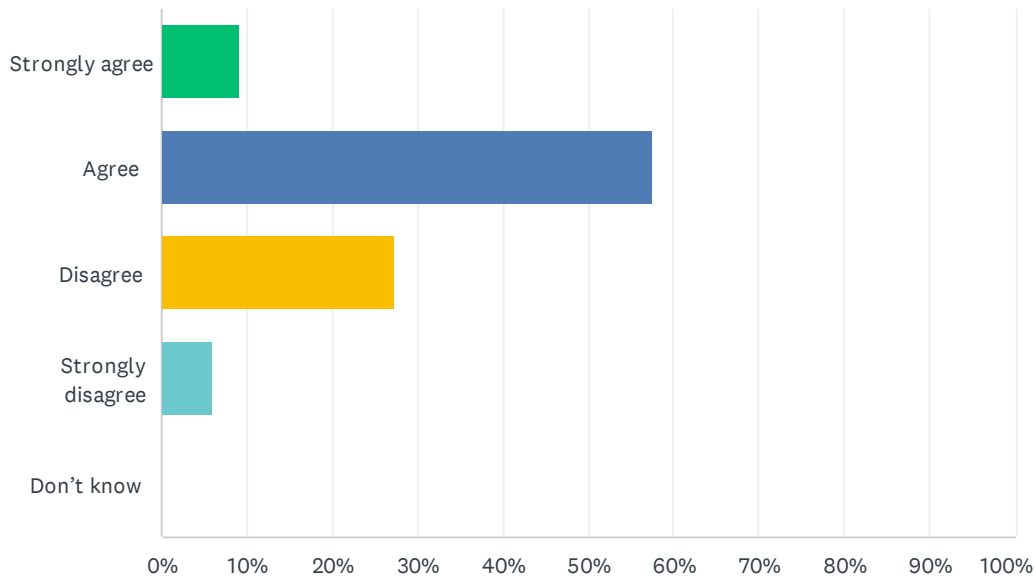
Answered: 0 Skipped: 73

 No matching responses.

ANSWER CHOICES	RESPONSES
Strongly agree	0.00% 0
Agree	0.00% 0
Disagree	0.00% 0
Strongly disagree	0.00% 0
Don't know	0.00% 0
TOTAL	0

Q5 My child's individual needs are met.

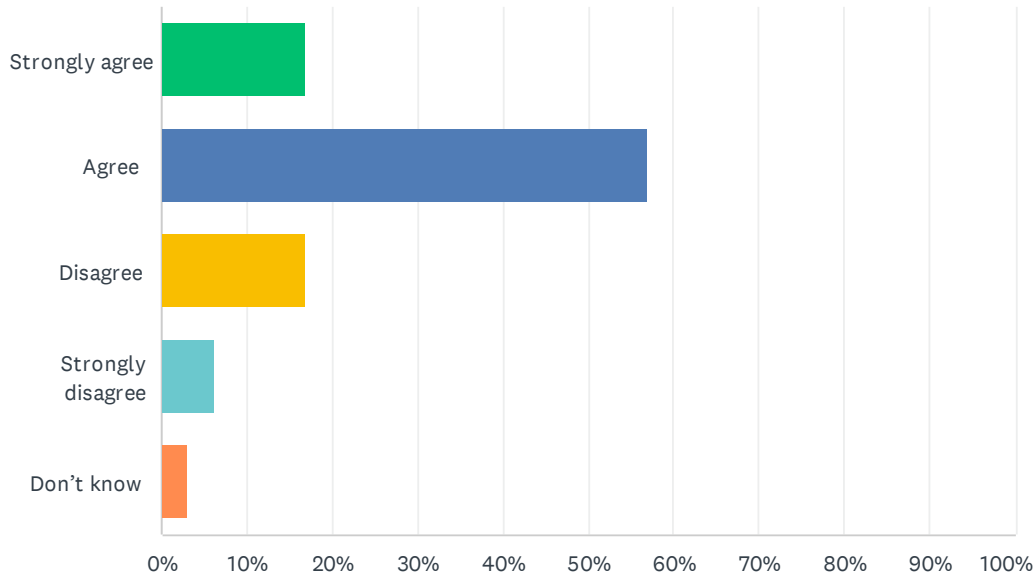
Answered: 66 Skipped: 7



ANSWER CHOICES	RESPONSES	
Strongly agree	9.09%	6
Agree	57.58%	38
Disagree	27.27%	18
Strongly disagree	6.06%	4
Don't know	0.00%	0
TOTAL		66

Q6 My child's encouraged to do their best.

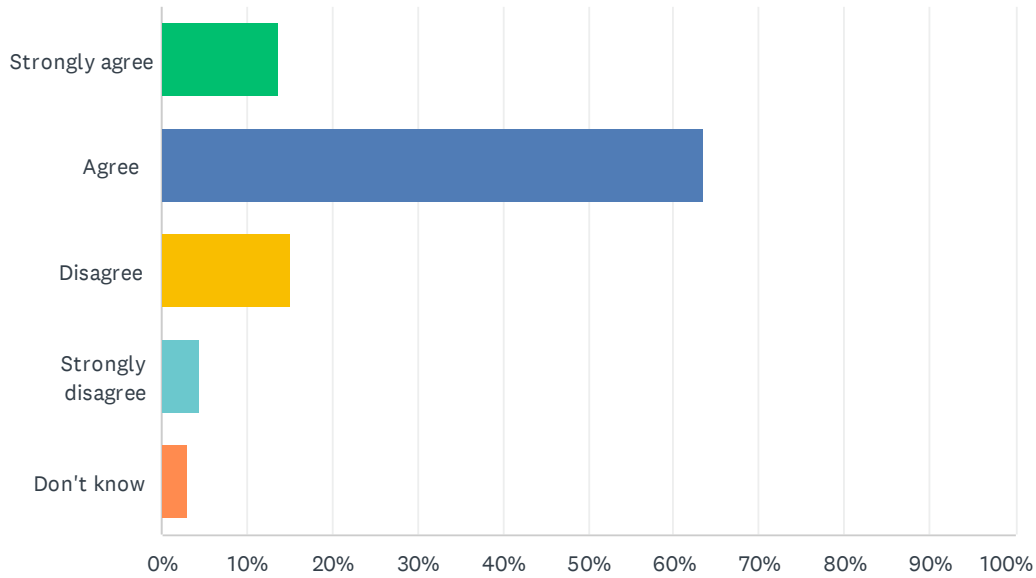
Answered: 65 Skipped: 8



ANSWER CHOICES	RESPONSES	
Strongly agree	16.92%	11
Agree	56.92%	37
Disagree	16.92%	11
Strongly disagree	6.15%	4
Don't know	3.08%	2
TOTAL		65

Q7 My child's demonstrating growth in literacy.

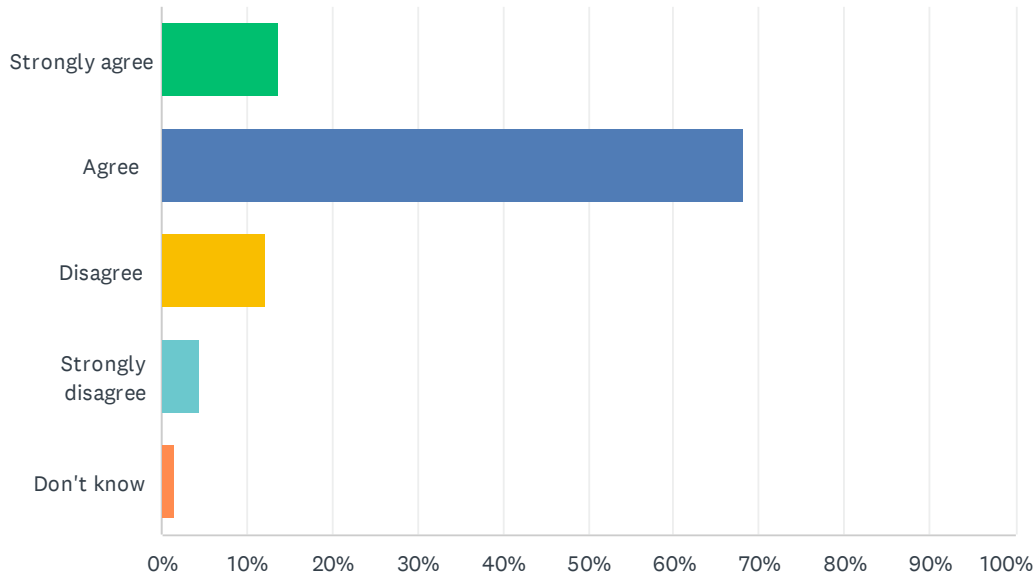
Answered: 66 Skipped: 7



ANSWER CHOICES	RESPONSES	
Strongly agree	13.64%	9
Agree	63.64%	42
Disagree	15.15%	10
Strongly disagree	4.55%	3
Don't know	3.03%	2
TOTAL		66

Q8 My child's demonstrating growth in numeracy.

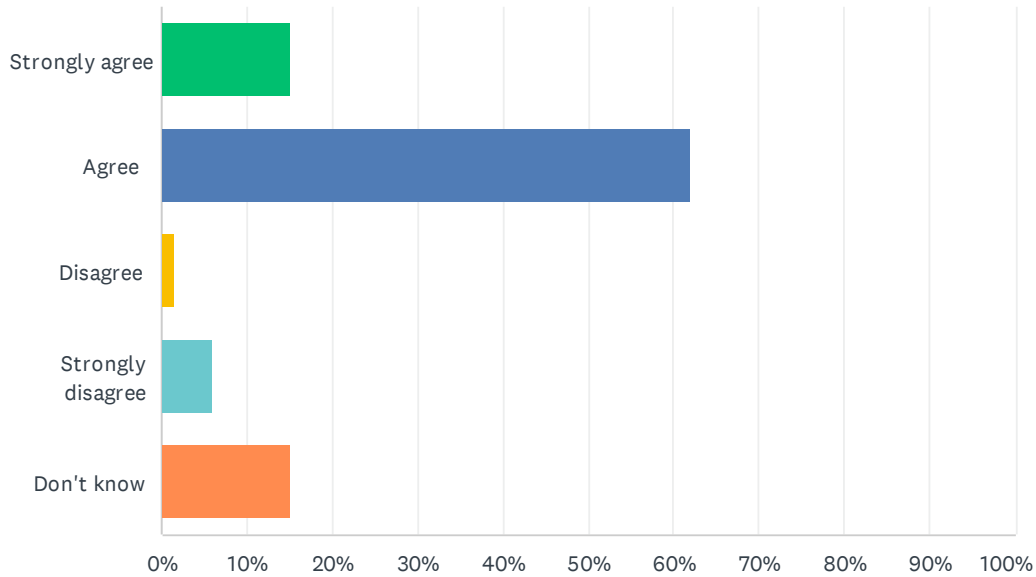
Answered: 66 Skipped: 7



ANSWER CHOICES	RESPONSES	
Strongly agree	13.64%	9
Agree	68.18%	45
Disagree	12.12%	8
Strongly disagree	4.55%	3
Don't know	1.52%	1
TOTAL		66

Q9 My child has an understanding of First Nations, Métis and Inuit culture and history.

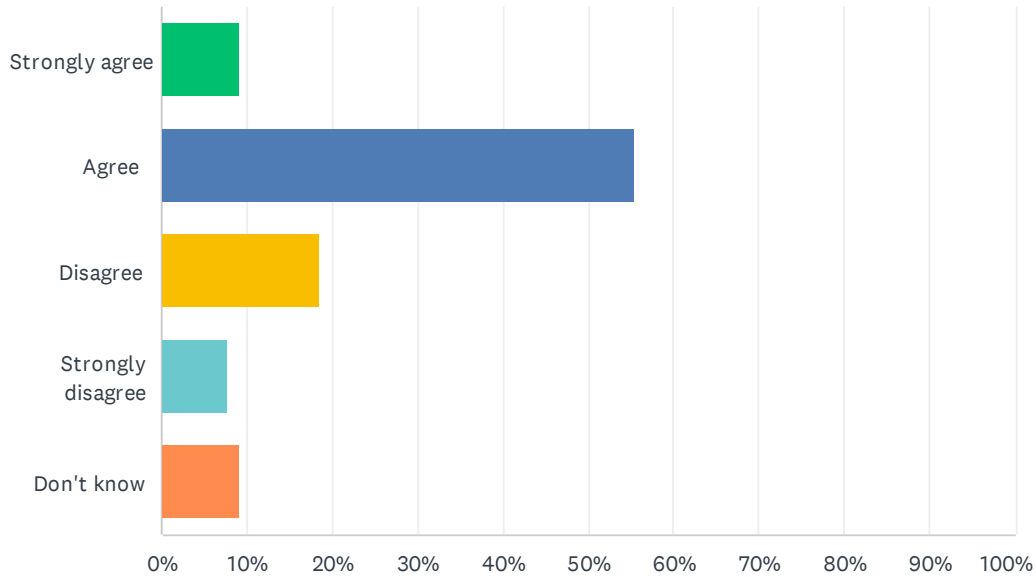
Answered: 66 Skipped: 7



ANSWER CHOICES	RESPONSES	
Strongly agree	15.15%	10
Agree	62.12%	41
Disagree	1.52%	1
Strongly disagree	6.06%	4
Don't know	15.15%	10
TOTAL		66

Q10 My child's learning the knowledge, skills and attitudes necessary to be successful in life.

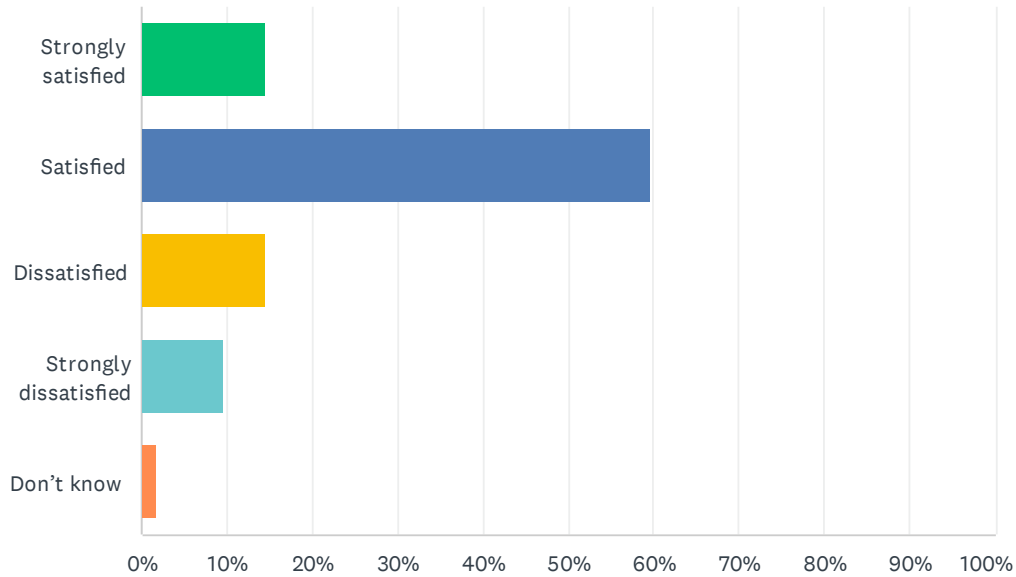
Answered: 65 Skipped: 8



ANSWER CHOICES	RESPONSES	
Strongly agree	9.23%	6
Agree	55.38%	36
Disagree	18.46%	12
Strongly disagree	7.69%	5
Don't know	9.23%	6
TOTAL		65

Q11 How satisfied are you with the quality of education your child's receiving at school?

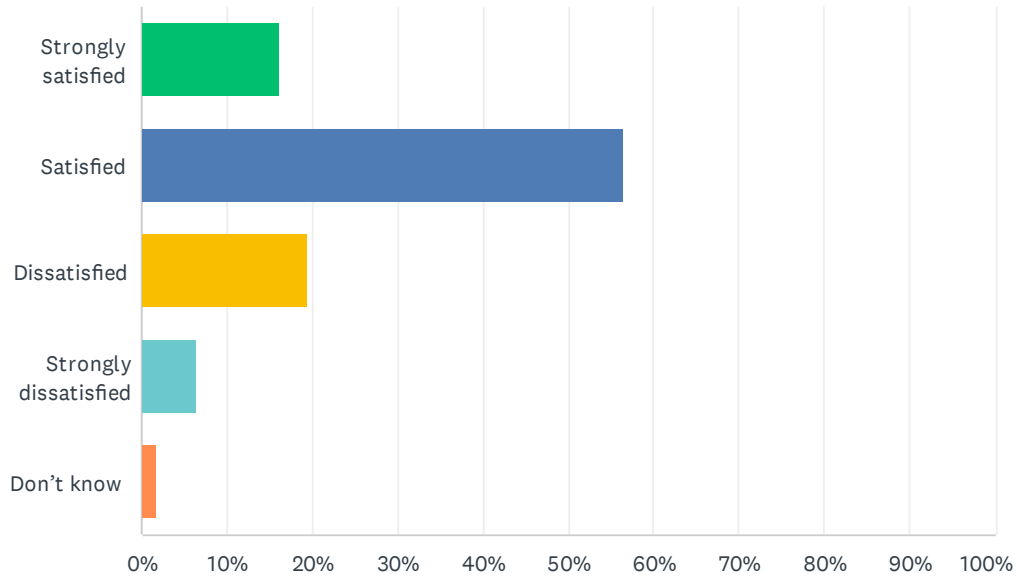
Answered: 62 Skipped: 11



ANSWER CHOICES	RESPONSES	
Strongly satisfied	14.52%	9
Satisfied	59.68%	37
Dissatisfied	14.52%	9
Strongly dissatisfied	9.68%	6
Don't know	1.61%	1
TOTAL		62

Q12 How satisfied are you with the quality of teaching at your child's school?

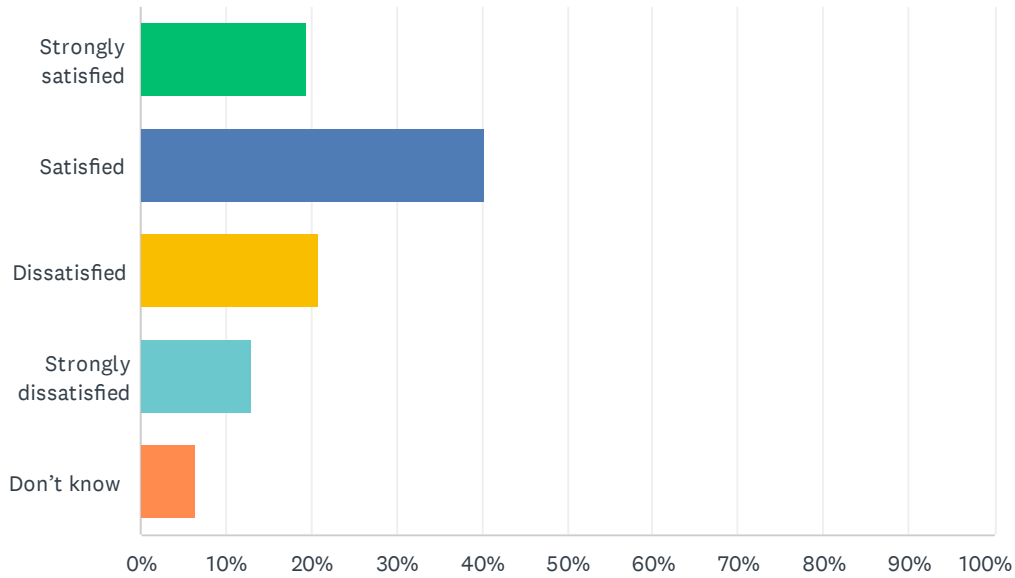
Answered: 62 Skipped: 11



ANSWER CHOICES	RESPONSES	
Strongly satisfied	16.13%	10
Satisfied	56.45%	35
Dissatisfied	19.35%	12
Strongly dissatisfied	6.45%	4
Don't know	1.61%	1
TOTAL		62

Q13 How satisfied are you with the leadership at your child's school?

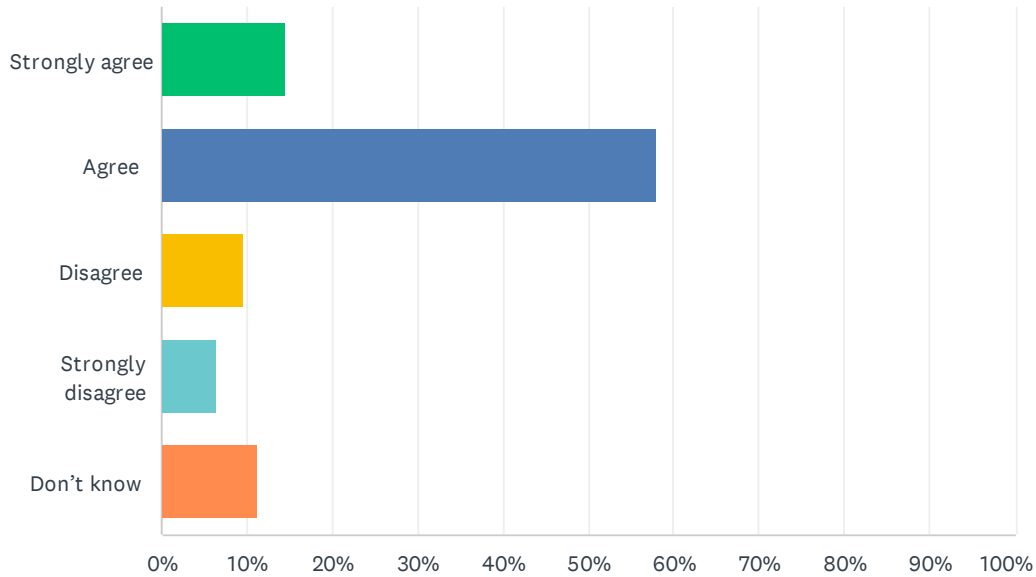
Answered: 62 Skipped: 11



ANSWER CHOICES	RESPONSES	
Strongly satisfied	19.35%	12
Satisfied	40.32%	25
Dissatisfied	20.97%	13
Strongly dissatisfied	12.90%	8
Don't know	6.45%	4
TOTAL		62

Q14 My child’s school encourages my child to be a responsible, respectful and engaged citizen.

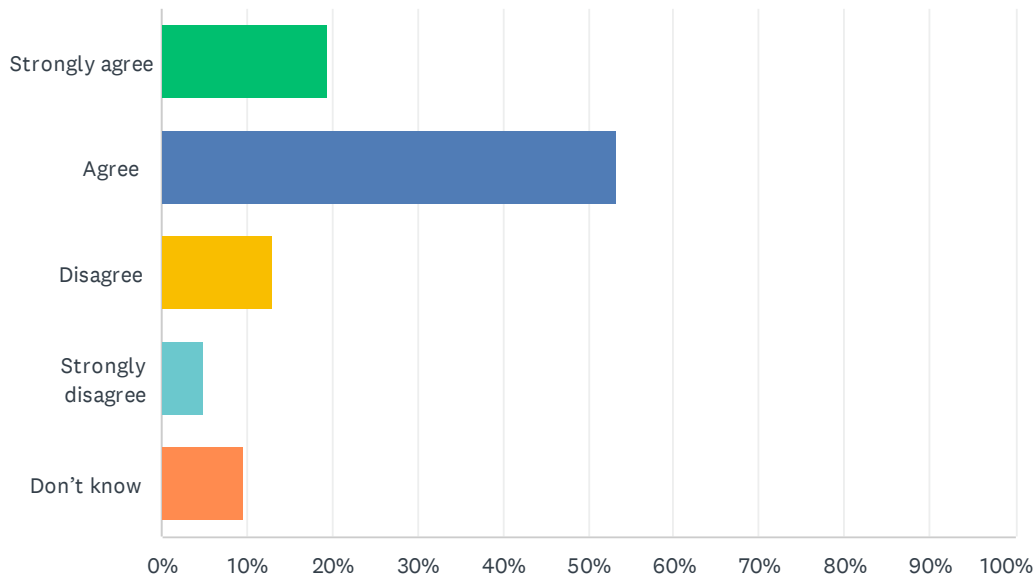
Answered: 62 Skipped: 11



ANSWER CHOICES	RESPONSES	
Strongly agree	14.52%	9
Agree	58.06%	36
Disagree	9.68%	6
Strongly disagree	6.45%	4
Don't know	11.29%	7
TOTAL		62

Q15 School staff care about my child.

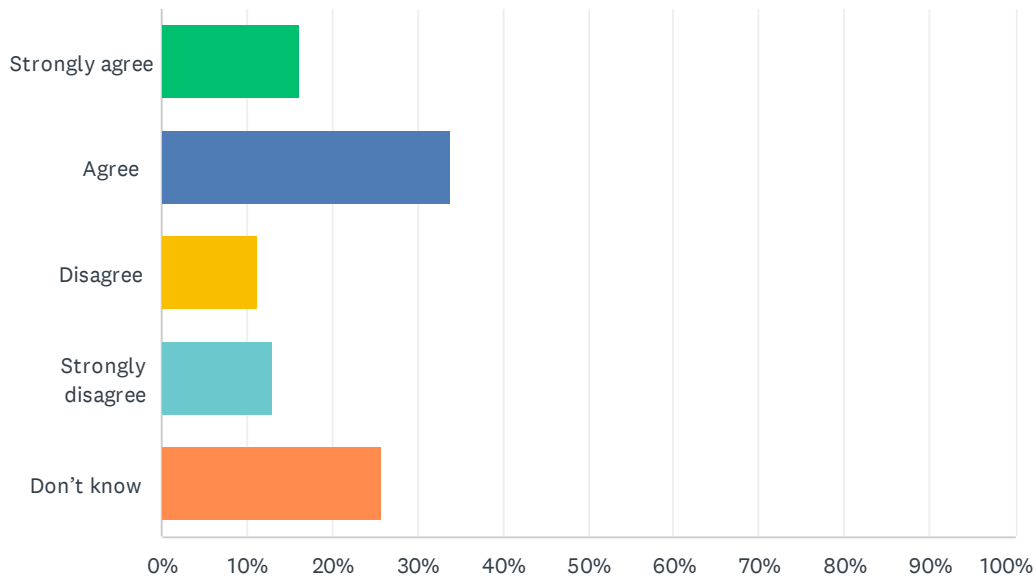
Answered: 62 Skipped: 11



ANSWER CHOICES	RESPONSES	
Strongly agree	19.35%	12
Agree	53.23%	33
Disagree	12.90%	8
Strongly disagree	4.84%	3
Don't know	9.68%	6
TOTAL		62

Q16 My child's school handles discipline fairly and reasonably.

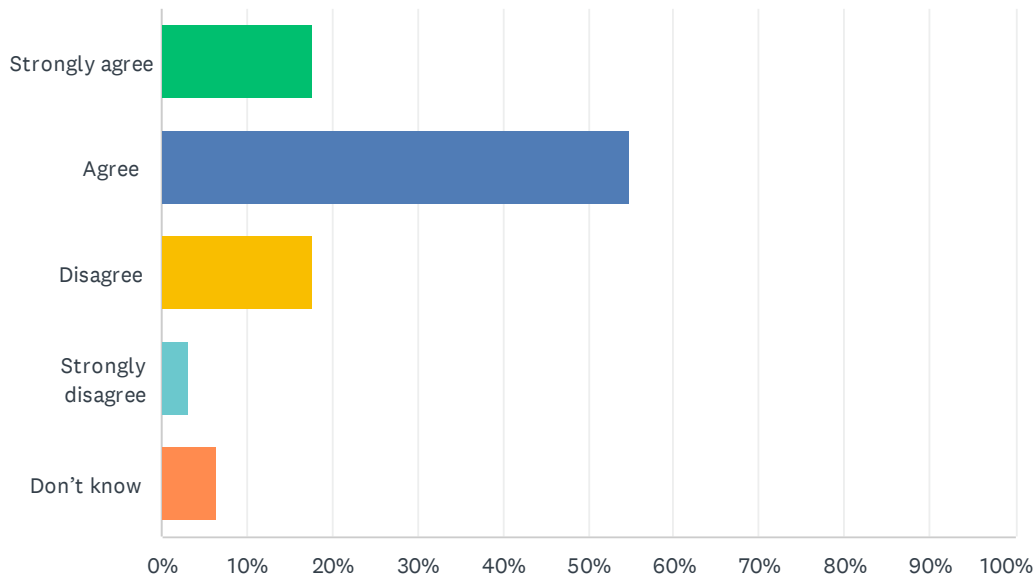
Answered: 62 Skipped: 11



ANSWER CHOICES	RESPONSES	
Strongly agree	16.13%	10
Agree	33.87%	21
Disagree	11.29%	7
Strongly disagree	12.90%	8
Don't know	25.81%	16
TOTAL		62

Q17 My child's school is safe.

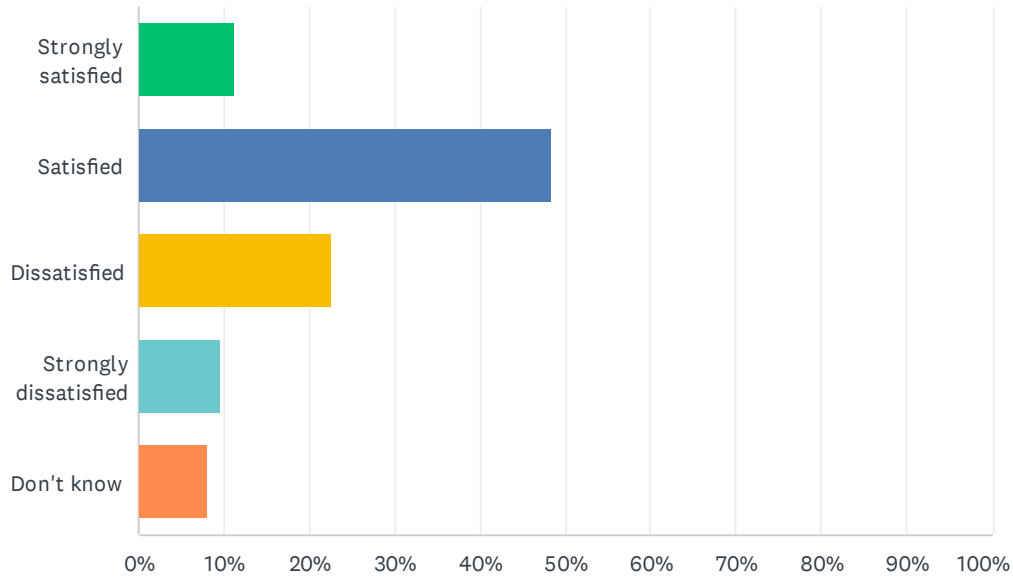
Answered: 62 Skipped: 11



ANSWER CHOICES	RESPONSES	
Strongly agree	17.74%	11
Agree	54.84%	34
Disagree	17.74%	11
Strongly disagree	3.23%	2
Don't know	6.45%	4
TOTAL		62

Q18 How satisfied are you with the resources available to support your child's learning?

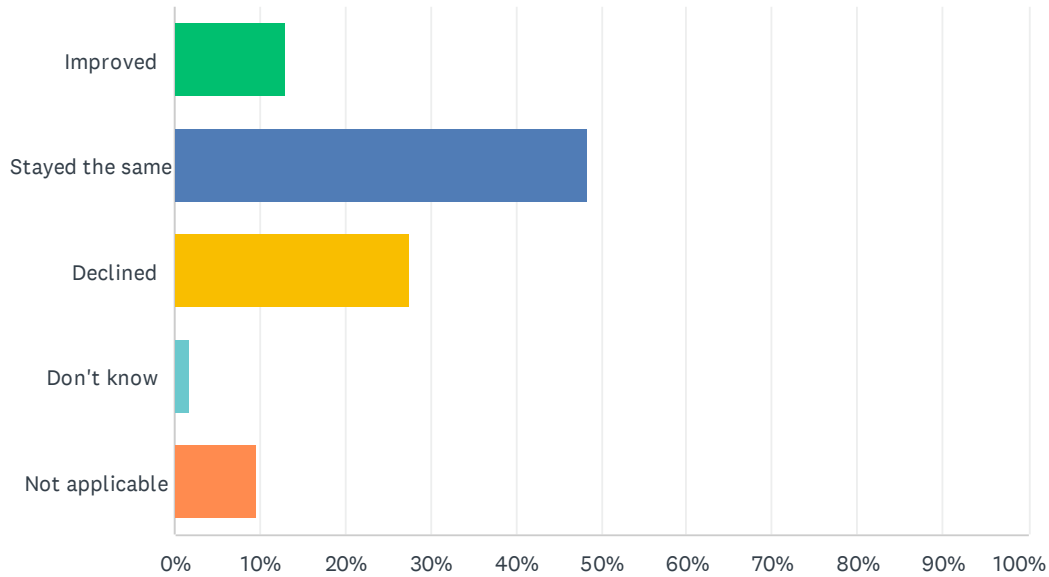
Answered: 62 Skipped: 11



ANSWER CHOICES	RESPONSES	
Strongly satisfied	11.29%	7
Satisfied	48.39%	30
Dissatisfied	22.58%	14
Strongly dissatisfied	9.68%	6
Don't know	8.06%	5
TOTAL		62

Q19 In your opinion, has the quality of education your child's experienced improved, stayed the same or declined in the past three years?

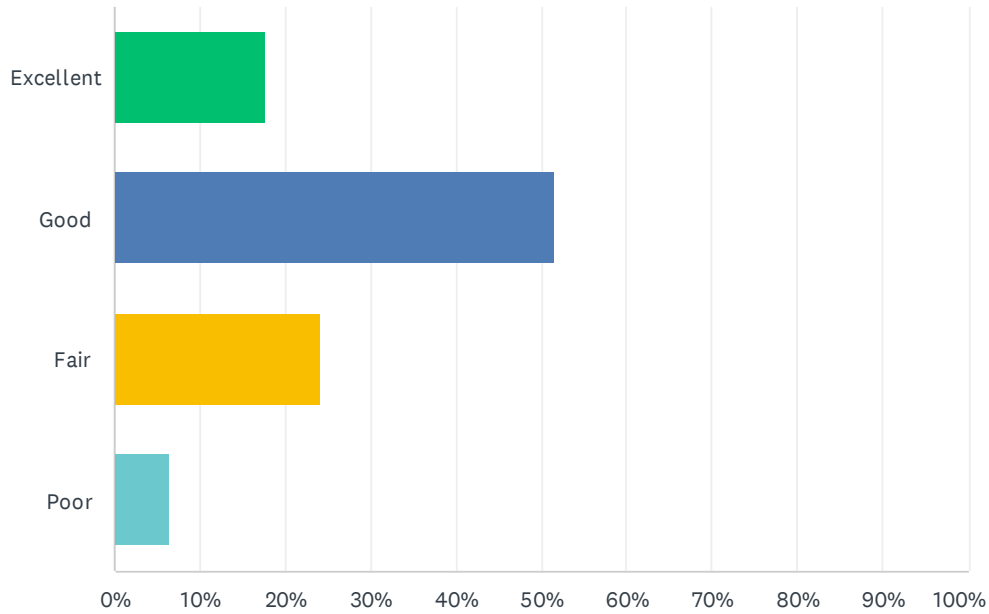
Answered: 62 Skipped: 11



ANSWER CHOICES	RESPONSES	
Improved	12.90%	8
Stayed the same	48.39%	30
Declined	27.42%	17
Don't know	1.61%	1
Not applicable	9.68%	6
TOTAL		62

Q20 How do you rate the physical condition of your child's school?

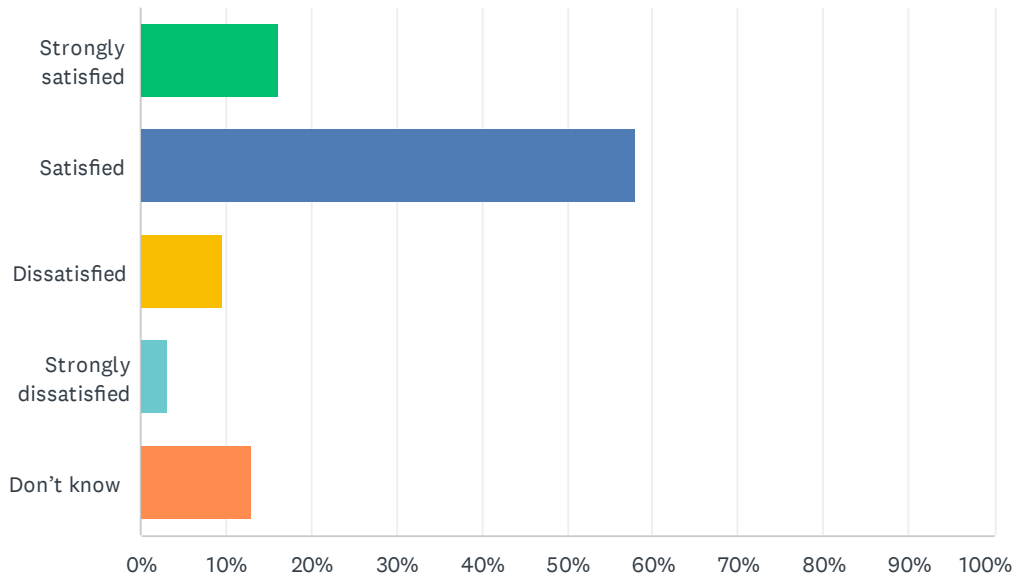
Answered: 62 Skipped: 11



ANSWER CHOICES	RESPONSES
Excellent	17.74% 11
Good	51.61% 32
Fair	24.19% 15
Poor	6.45% 4
TOTAL	62

Q21 How satisfied are you with the opportunities provided to be involved in your child's education? Refer to the EIPS Parent Engagement overview for examples of involvement and engagement opportunities that help support student success.

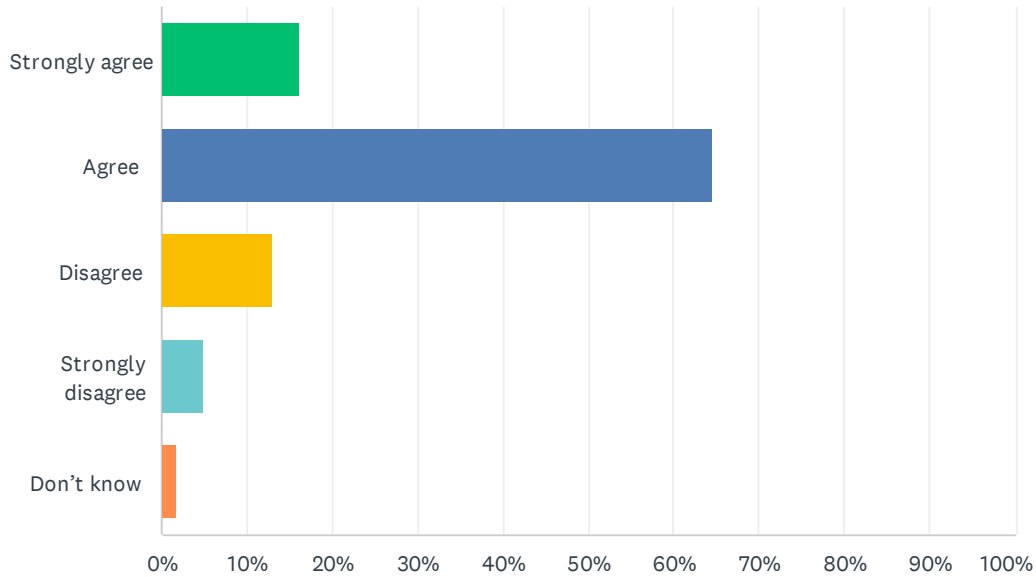
Answered: 62 Skipped: 11



ANSWER CHOICES	RESPONSES	
Strongly satisfied	16.13%	10
Satisfied	58.06%	36
Dissatisfied	9.68%	6
Strongly dissatisfied	3.23%	2
Don't know	12.90%	8
TOTAL		62

Q22 The school keeps me informed about my child's progress and achievement.

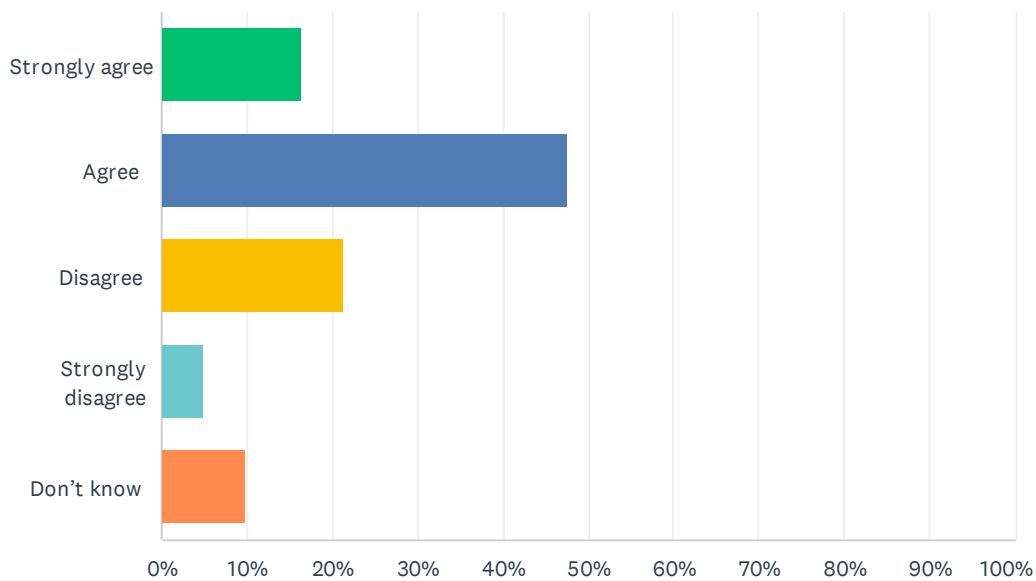
Answered: 62 Skipped: 11



ANSWER CHOICES	RESPONSES	
Strongly agree	16.13%	10
Agree	64.52%	40
Disagree	12.90%	8
Strongly disagree	4.84%	3
Don't know	1.61%	1
TOTAL		62

Q23 There is open and honest communication within my child's school.

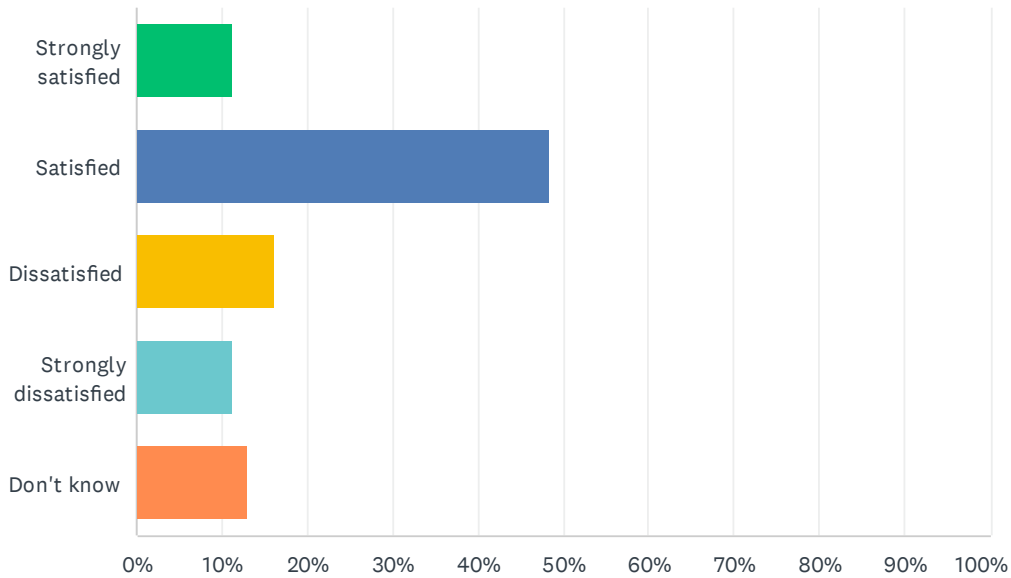
Answered: 61 Skipped: 12



ANSWER CHOICES	RESPONSES	
Strongly agree	16.39%	10
Agree	47.54%	29
Disagree	21.31%	13
Strongly disagree	4.92%	3
Don't know	9.84%	6
TOTAL		61

Q24 How satisfied are you with the Division’s commitment to engaging stakeholders—including parents and caregivers—about matters that affect decision-making and public education?

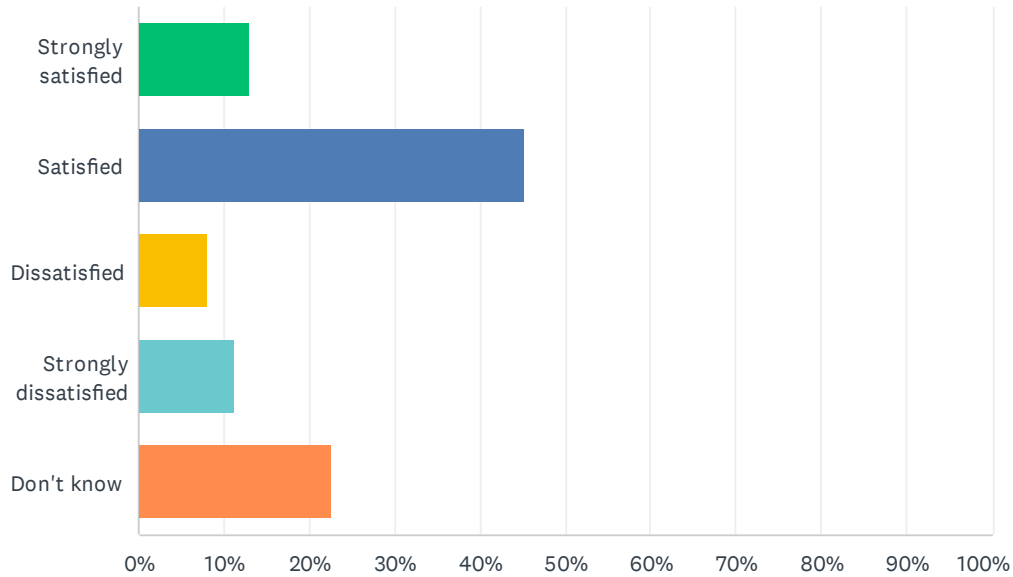
Answered: 62 Skipped: 11



ANSWER CHOICES	RESPONSES
Strongly satisfied	11.29% 7
Satisfied	48.39% 30
Dissatisfied	16.13% 10
Strongly dissatisfied	11.29% 7
Don't know	12.90% 8
TOTAL	62

Q25 How satisfied are you with the Division’s commitment to advocating for public education?

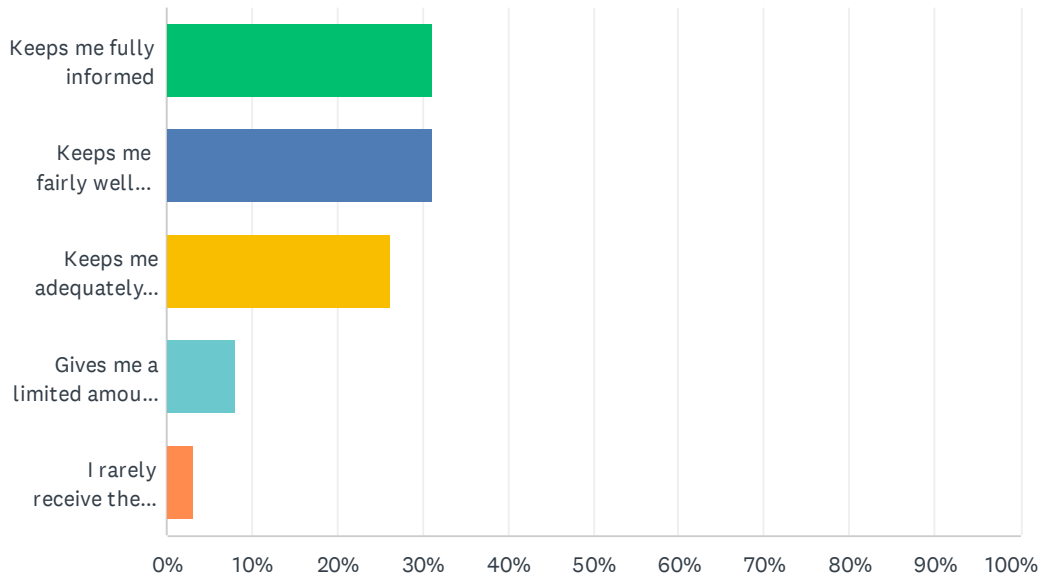
Answered: 62 Skipped: 11



ANSWER CHOICES	RESPONSES	
Strongly satisfied	12.90%	8
Satisfied	45.16%	28
Dissatisfied	8.06%	5
Strongly dissatisfied	11.29%	7
Don't know	22.58%	14
TOTAL		62

Q26 Elk Island Public Schools appreciates the opportunity to stay connected with parents about news, activities, programs and other matters of importance. What is your impression of the communication you receive from your child's school?

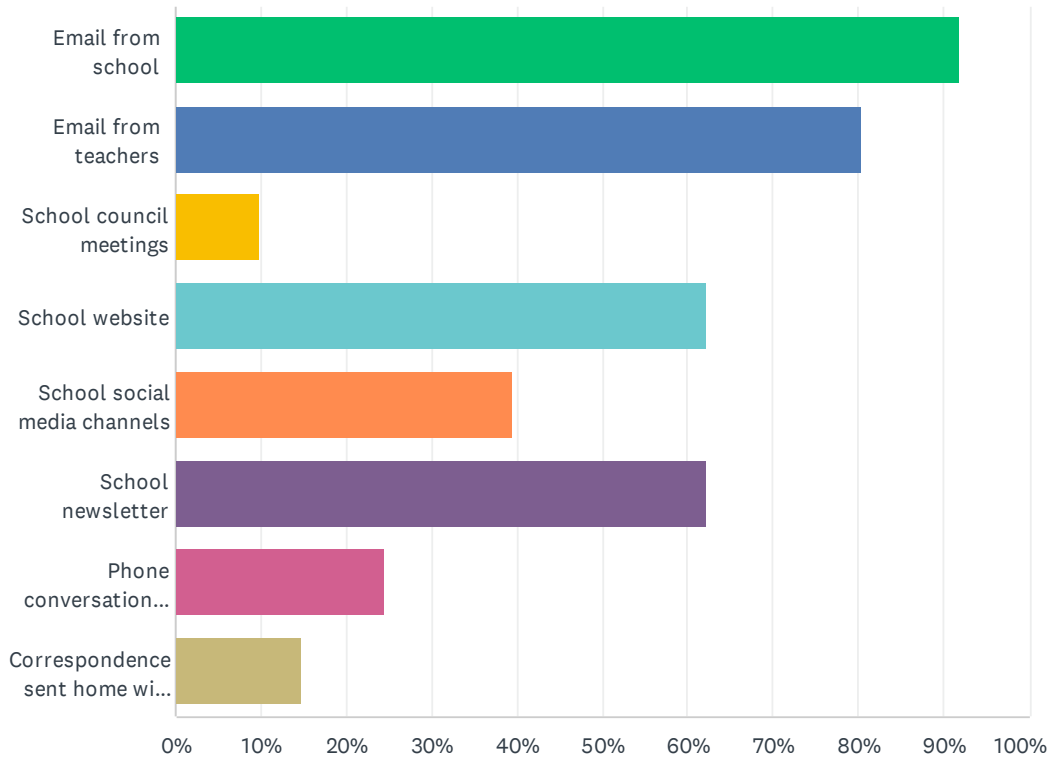
Answered: 61 Skipped: 12



ANSWER CHOICES	RESPONSES	
Keeps me fully informed	31.15%	19
Keeps me fairly well informed	31.15%	19
Keeps me adequately informed	26.23%	16
Gives me a limited amount of information	8.20%	5
I rarely receive the information I need	3.28%	2
TOTAL		61

Q27 Do you regularly make use of the following to keep up to date on school activities, programs, etc.? Check all that apply.

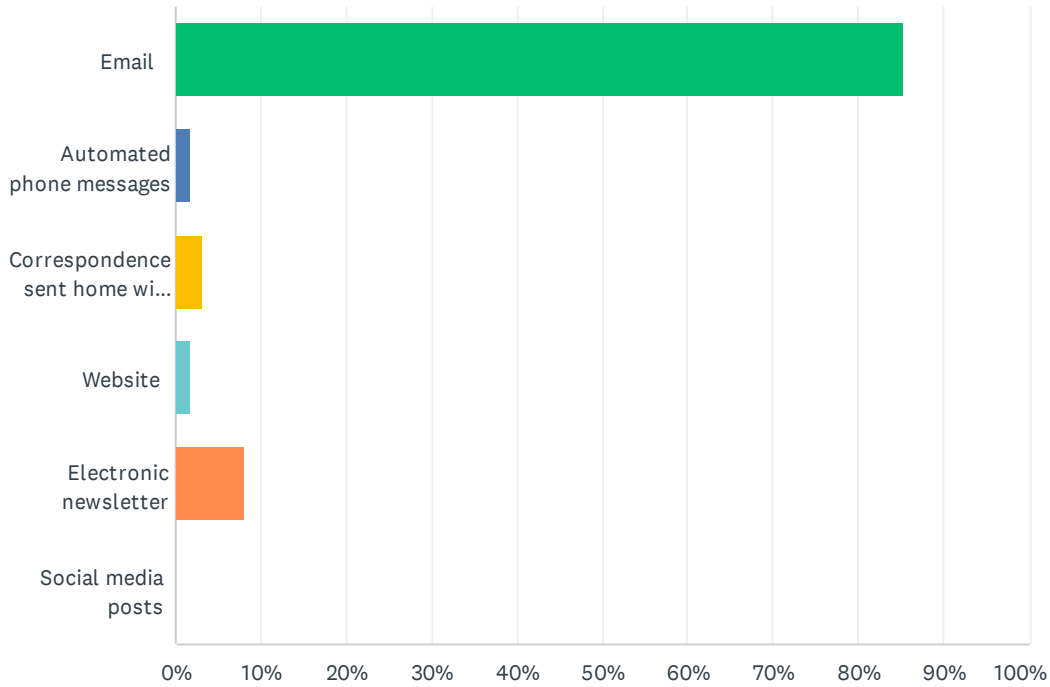
Answered: 61 Skipped: 12



ANSWER CHOICES	RESPONSES	
Email from school	91.80%	56
Email from teachers	80.33%	49
School council meetings	9.84%	6
School website	62.30%	38
School social media channels	39.34%	24
School newsletter	62.30%	38
Phone conversations with the school or teachers	24.59%	15
Correspondence sent home with my child	14.75%	9
Total Respondents: 61		

Q28 What is your most preferred method of communication from the school and Division?

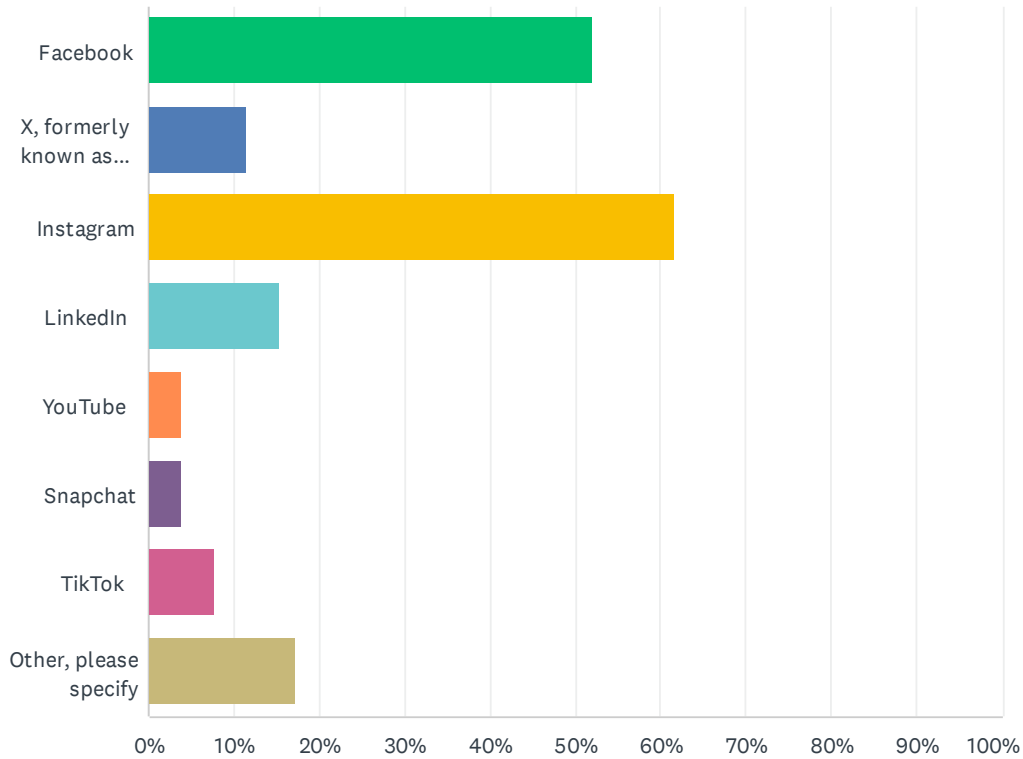
Answered: 61 Skipped: 12



ANSWER CHOICES	RESPONSES	
Email	85.25%	52
Automated phone messages	1.64%	1
Correspondence sent home with my child	3.28%	2
Website	1.64%	1
Electronic newsletter	8.20%	5
Social media posts	0.00%	0
TOTAL		61

Q29 The Division and schools often share news and information on social media. Which of the following platforms do you use? Check all that apply.

Answered: 52 Skipped: 21



ANSWER CHOICES	RESPONSES
Facebook	51.92% 27
X, formerly known as Twitter	11.54% 6
Instagram	61.54% 32
LinkedIn	15.38% 8
YouTube	3.85% 2
Snapchat	3.85% 2
TikTok	7.69% 4
Other, please specify	17.31% 9
Total Respondents: 52	