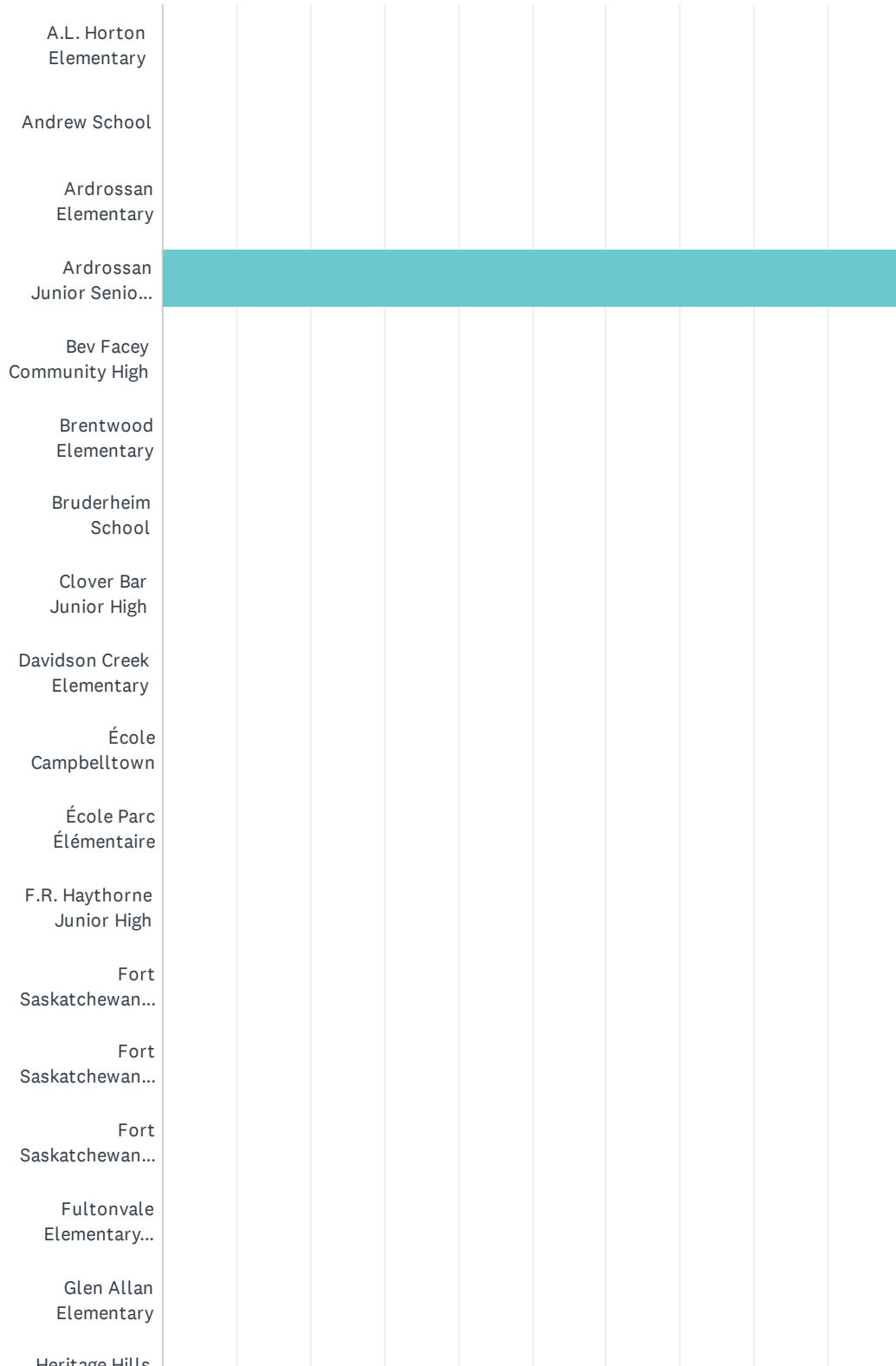


Q1 What school does your child currently attend? If you have more than one child attending an EIPS school or a child who attends classes at more than one school, complete this survey for each one.

Answered: 68 Skipped: 0



2022-23 EIPS Annual Feedback Survey: Parents and Caregivers

Heritage Hills Elementary									
James Mowat Elementary									
Lakeland Ridge									
Lamont Elementary									
Lamont High									
Mills Haven Elementary									
Mundare School									
Next Step/Outreach									
Pine Street Elementary									
Rudolph Hennig Junior High									
Salisbury Composite High									
Sherwood Heights Juni...									
SouthPointe School									
Strathcona Christian...									
Strathcona Christian...									
Uncas Elementary									
Vegreville Composite High									
Wes Hosford Elementary									
Westboro Elementary									
Win Ferguson Elementary									
Woodbridge Farms...									

2022-23 EIPS Annual Feedback Survey: Parents and Caregivers

0% 10% 20% 30% 40% 50% 60% 70% 80% 90% 100%

2022-23 EIPS Annual Feedback Survey: Parents and Caregivers

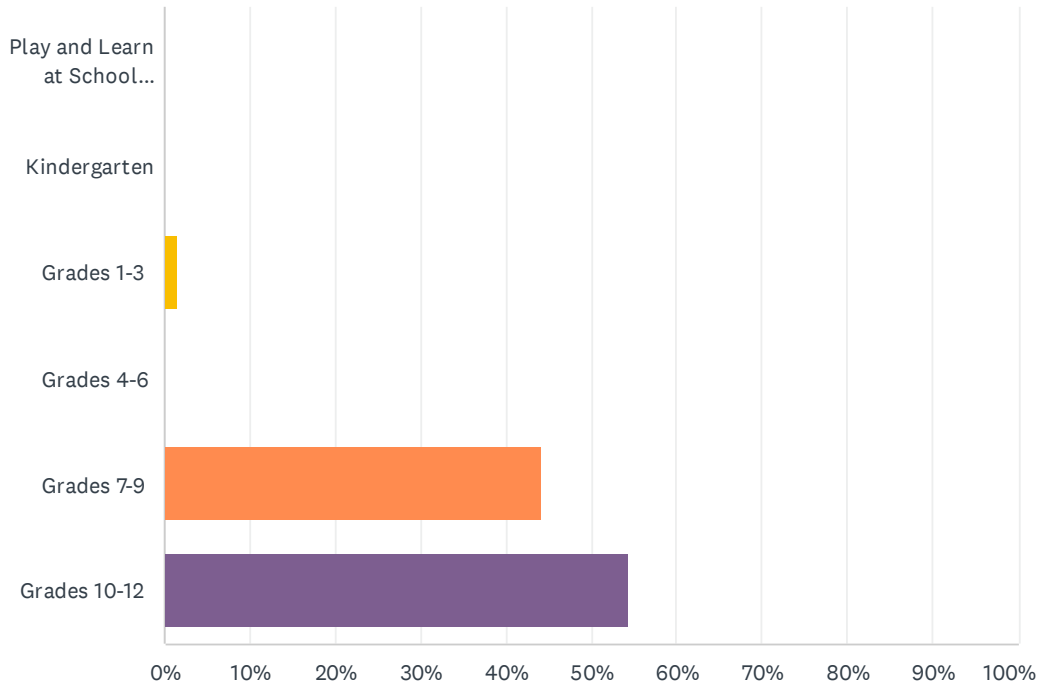
ANSWER CHOICES	RESPONSES	
A.L. Horton Elementary	0.00%	0
Andrew School	0.00%	0
Ardrossan Elementary	0.00%	0
Ardrossan Junior Senior High	100.00%	68
Bev Facey Community High	0.00%	0
Brentwood Elementary	0.00%	0
Bruderheim School	0.00%	0
Clover Bar Junior High	0.00%	0
Davidson Creek Elementary	0.00%	0
École Campbelltown	0.00%	0
École Parc Élémentaire	0.00%	0
F.R. Haythorne Junior High	0.00%	0
Fort Saskatchewan Christian	0.00%	0
Fort Saskatchewan Elementary	0.00%	0
Fort Saskatchewan High	0.00%	0
Fultonvale Elementary Junior High	0.00%	0
Glen Allan Elementary	0.00%	0
Heritage Hills Elementary	0.00%	0
James Mowat Elementary	0.00%	0
Lakeland Ridge	0.00%	0
Lamont Elementary	0.00%	0
Lamont High	0.00%	0
Mills Haven Elementary	0.00%	0
Mundare School	0.00%	0
Next Step/Outreach	0.00%	0
Pine Street Elementary	0.00%	0
Rudolph Hennig Junior High	0.00%	0
Salisbury Composite High	0.00%	0
Sherwood Heights Junior High	0.00%	0
SouthPointe School	0.00%	0
Strathcona Christian Academy Elementary	0.00%	0
Strathcona Christian Academy Secondary	0.00%	0

2022-23 EIPS Annual Feedback Survey: Parents and Caregivers

Uncas Elementary	0.00%	0
Vegreville Composite High	0.00%	0
Wes Hosford Elementary	0.00%	0
Westboro Elementary	0.00%	0
Win Ferguson Elementary	0.00%	0
Woodbridge Farms Elementary	0.00%	0
TOTAL		68

Q2 What grade is your child currently in?

Answered: 68 Skipped: 0



ANSWER CHOICES	RESPONSES	
Play and Learn at School (PALS)	0.00%	0
Kindergarten	0.00%	0
Grades 1-3	1.47%	1
Grades 4-6	0.00%	0
Grades 7-9	44.12%	30
Grades 10-12	54.41%	37
TOTAL		68

Q3 As a result of being in the Play and Learn at School (PALS) program, my child's demonstrating growth in their development.

Answered: 0 Skipped: 68

 No matching responses.

ANSWER CHOICES	RESPONSES
Strongly agree	0.00% 0
Agree	0.00% 0
Disagree	0.00% 0
Strongly disagree	0.00% 0
Don't know	0.00% 0
TOTAL	0

Q4 As a result of being in the kindergarten program, my child's becoming ready to enter Grade 1.

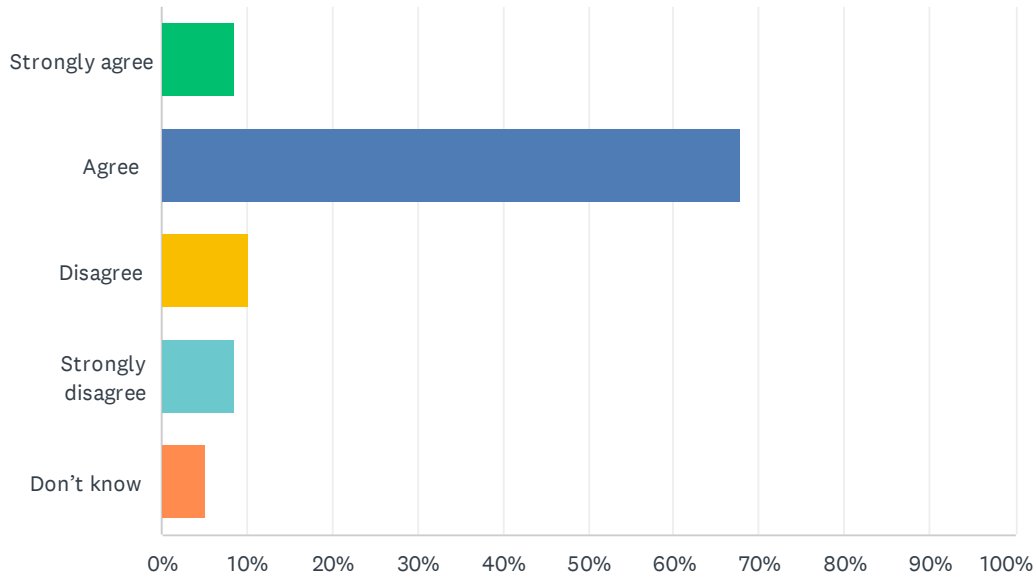
Answered: 0 Skipped: 68

 No matching responses.

ANSWER CHOICES	RESPONSES
Strongly agree	0.00% 0
Agree	0.00% 0
Disagree	0.00% 0
Strongly disagree	0.00% 0
Don't know	0.00% 0
TOTAL	0

Q5 My child's individual needs are met.

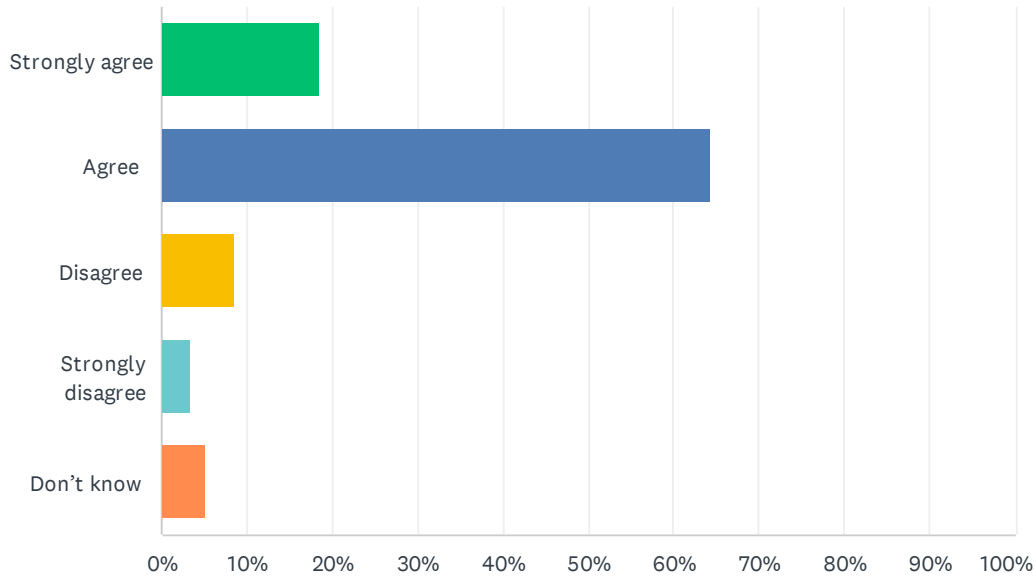
Answered: 59 Skipped: 9



ANSWER CHOICES	RESPONSES	
Strongly agree	8.47%	5
Agree	67.80%	40
Disagree	10.17%	6
Strongly disagree	8.47%	5
Don't know	5.08%	3
TOTAL		59

Q6 My child's encouraged to do their best.

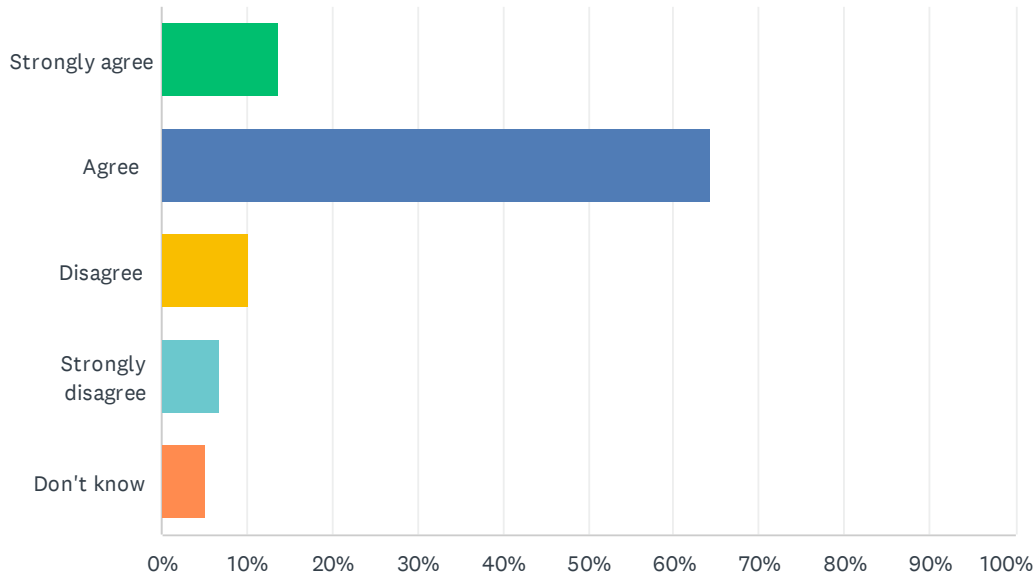
Answered: 59 Skipped: 9



ANSWER CHOICES	RESPONSES	
Strongly agree	18.64%	11
Agree	64.41%	38
Disagree	8.47%	5
Strongly disagree	3.39%	2
Don't know	5.08%	3
TOTAL		59

Q7 My child's demonstrating growth in literacy.

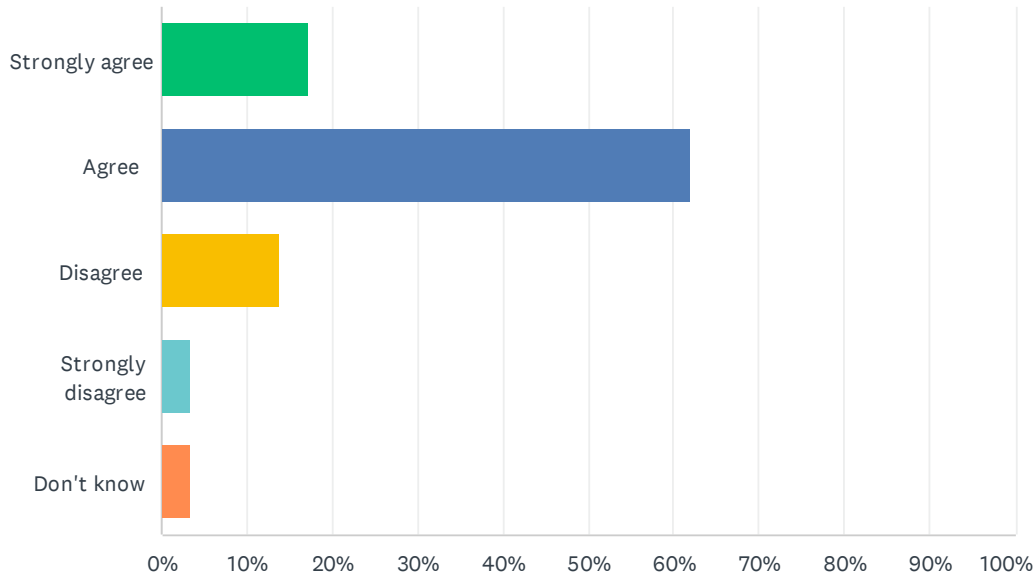
Answered: 59 Skipped: 9



ANSWER CHOICES	RESPONSES	
Strongly agree	13.56%	8
Agree	64.41%	38
Disagree	10.17%	6
Strongly disagree	6.78%	4
Don't know	5.08%	3
TOTAL		59

Q8 My child's demonstrating growth in numeracy.

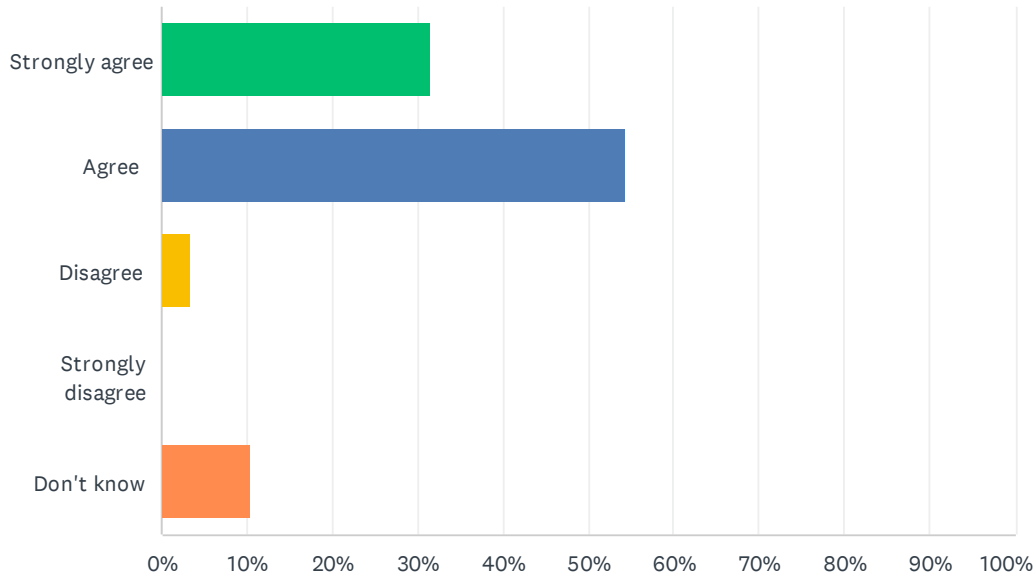
Answered: 58 Skipped: 10



ANSWER CHOICES	RESPONSES	
Strongly agree	17.24%	10
Agree	62.07%	36
Disagree	13.79%	8
Strongly disagree	3.45%	2
Don't know	3.45%	2
TOTAL		58

Q9 My child has an understanding of First Nations, Métis and Inuit culture and history.

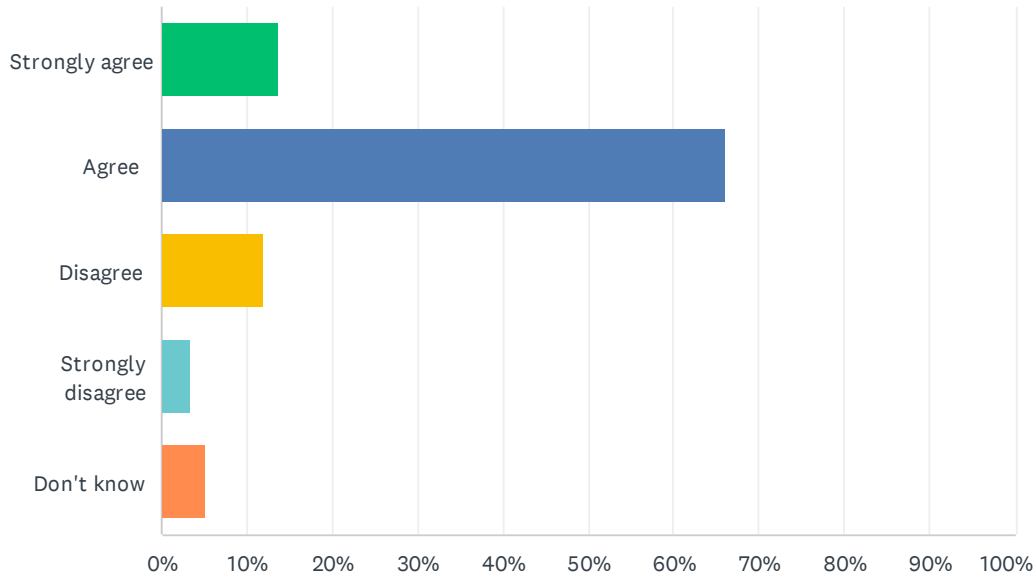
Answered: 57 Skipped: 11



ANSWER CHOICES	RESPONSES	
Strongly agree	31.58%	18
Agree	54.39%	31
Disagree	3.51%	2
Strongly disagree	0.00%	0
Don't know	10.53%	6
TOTAL		57

Q10 My child's learning the knowledge, skills and attitudes necessary to be successful in life.

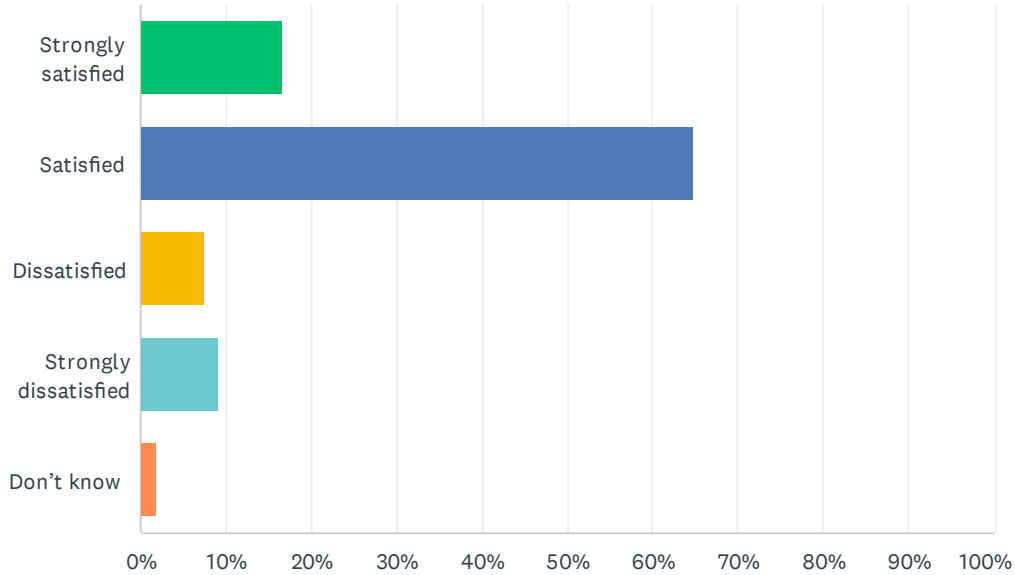
Answered: 59 Skipped: 9



ANSWER CHOICES	RESPONSES	
Strongly agree	13.56%	8
Agree	66.10%	39
Disagree	11.86%	7
Strongly disagree	3.39%	2
Don't know	5.08%	3
TOTAL		59

Q11 How satisfied are you with the quality of education your child's receiving at school?

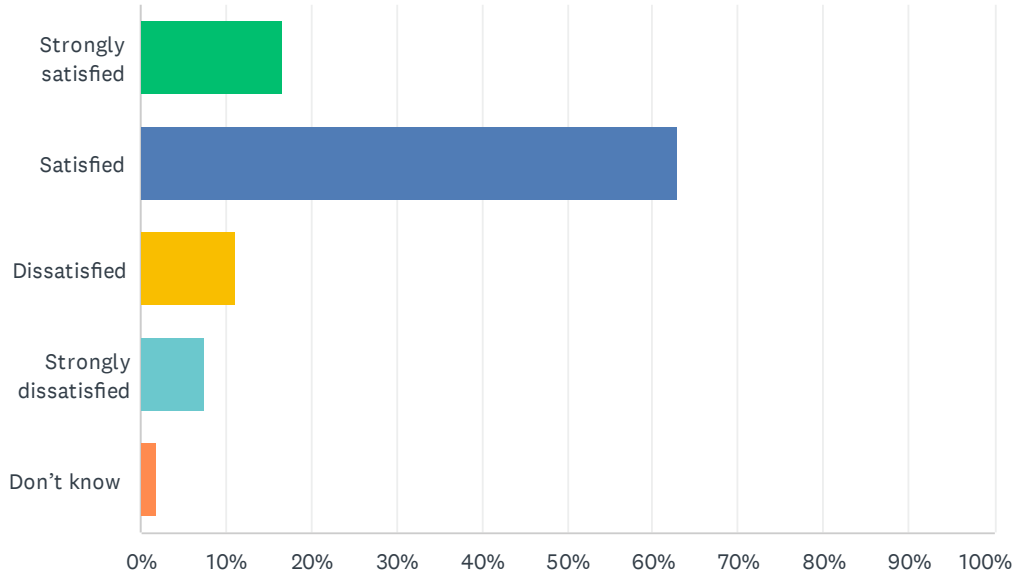
Answered: 54 Skipped: 14



ANSWER CHOICES	RESPONSES	
Strongly satisfied	16.67%	9
Satisfied	64.81%	35
Dissatisfied	7.41%	4
Strongly dissatisfied	9.26%	5
Don't know	1.85%	1
TOTAL		54

Q12 How satisfied are you with the quality of teaching at your child's school?

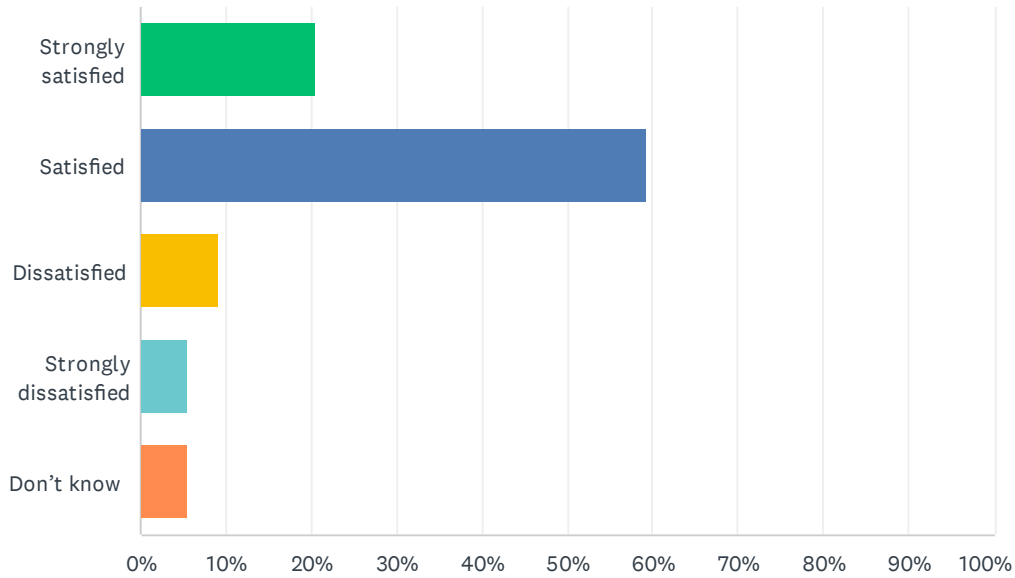
Answered: 54 Skipped: 14



ANSWER CHOICES	RESPONSES	
Strongly satisfied	16.67%	9
Satisfied	62.96%	34
Dissatisfied	11.11%	6
Strongly dissatisfied	7.41%	4
Don't know	1.85%	1
TOTAL		54

Q13 How satisfied are you with the leadership at your child's school?

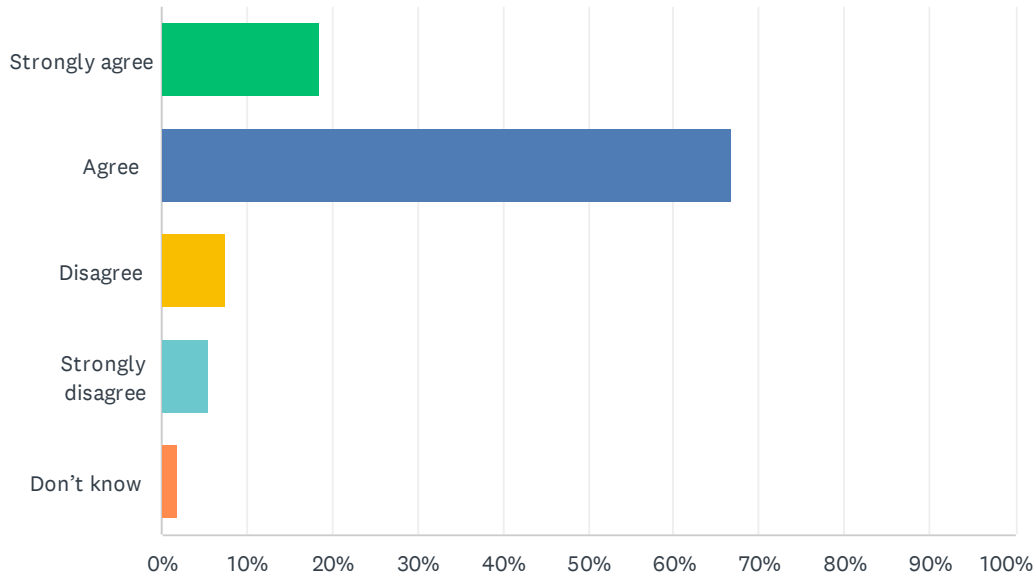
Answered: 54 Skipped: 14



ANSWER CHOICES	RESPONSES	
Strongly satisfied	20.37%	11
Satisfied	59.26%	32
Dissatisfied	9.26%	5
Strongly dissatisfied	5.56%	3
Don't know	5.56%	3
TOTAL		54

Q14 My child’s school encourages my child to be a responsible, respectful and engaged citizen.

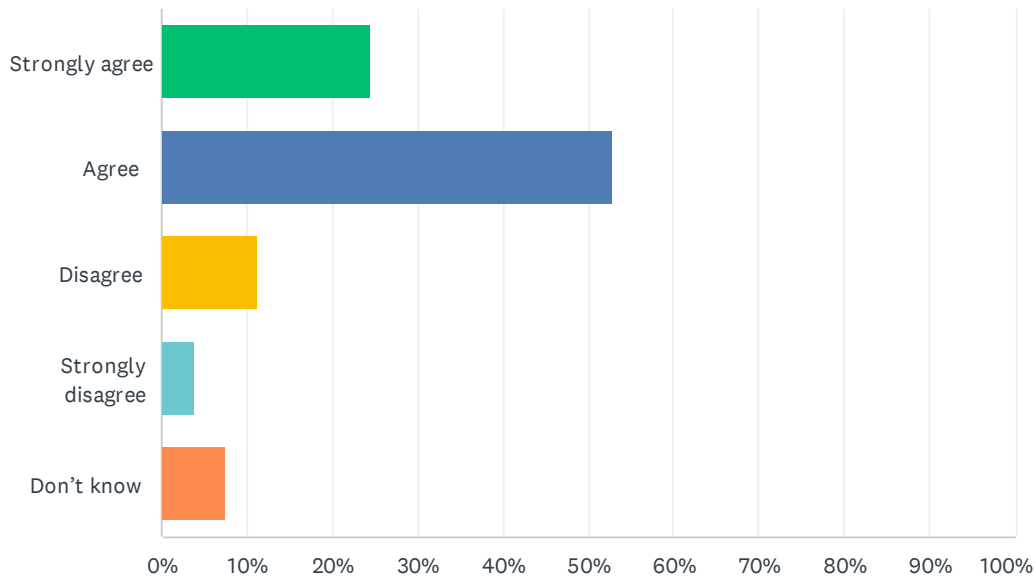
Answered: 54 Skipped: 14



ANSWER CHOICES	RESPONSES	
Strongly agree	18.52%	10
Agree	66.67%	36
Disagree	7.41%	4
Strongly disagree	5.56%	3
Don't know	1.85%	1
TOTAL		54

Q15 School staff care about my child.

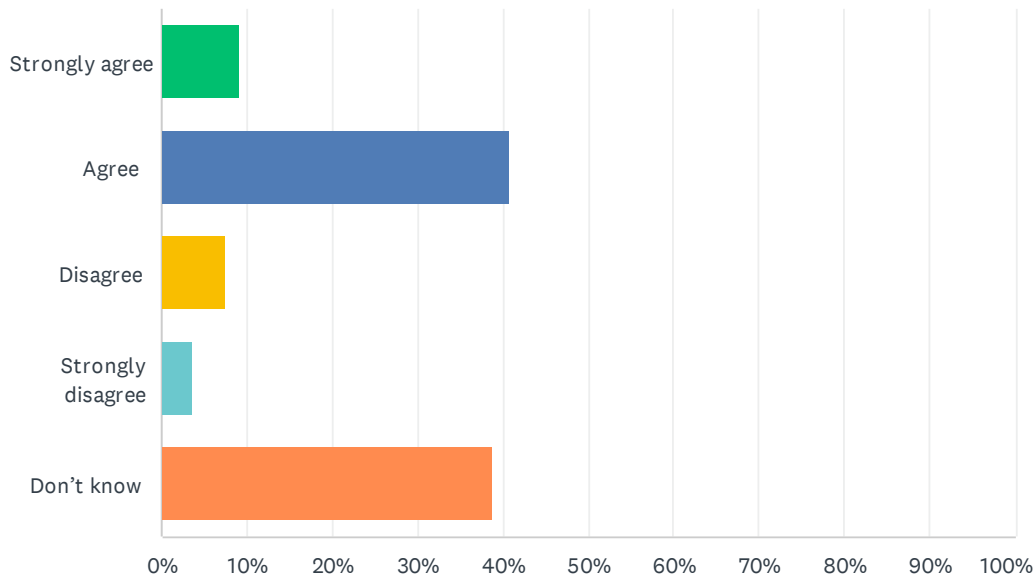
Answered: 53 Skipped: 15



ANSWER CHOICES	RESPONSES	
Strongly agree	24.53%	13
Agree	52.83%	28
Disagree	11.32%	6
Strongly disagree	3.77%	2
Don't know	7.55%	4
TOTAL		53

Q16 My child's school handles discipline fairly and reasonably.

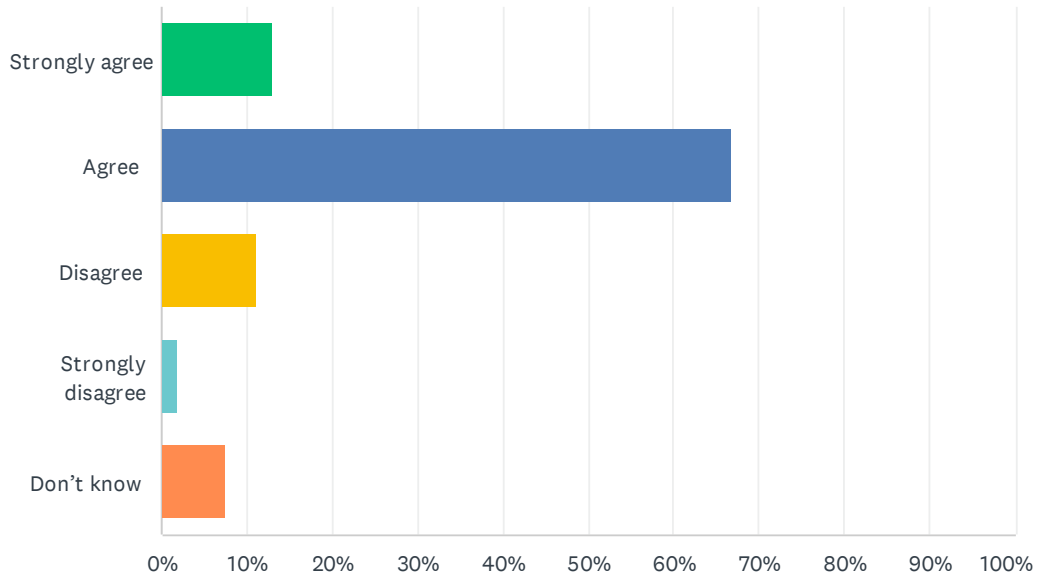
Answered: 54 Skipped: 14



ANSWER CHOICES	RESPONSES	
Strongly agree	9.26%	5
Agree	40.74%	22
Disagree	7.41%	4
Strongly disagree	3.70%	2
Don't know	38.89%	21
TOTAL		54

Q17 My child's school is safe.

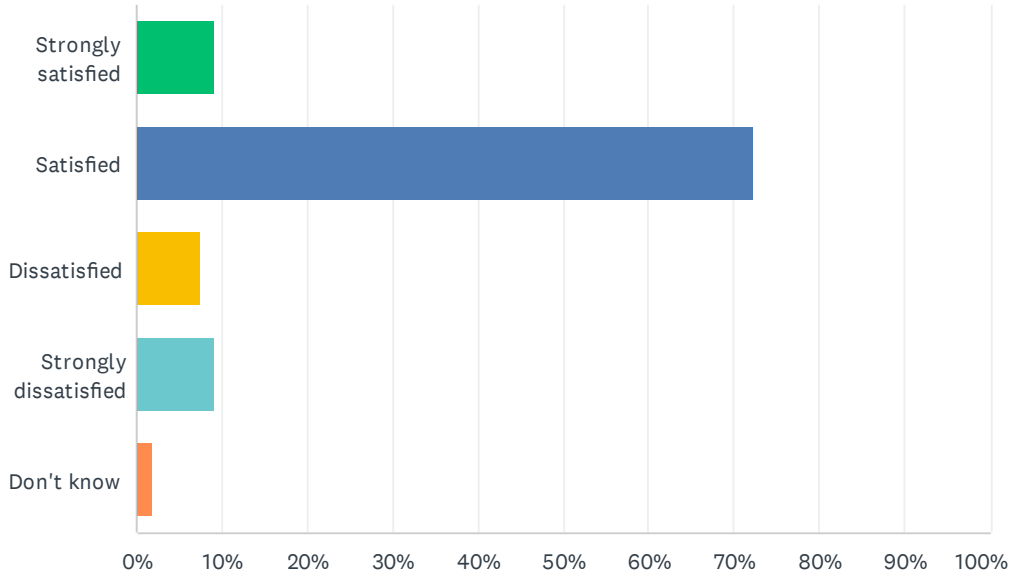
Answered: 54 Skipped: 14



ANSWER CHOICES	RESPONSES	
Strongly agree	12.96%	7
Agree	66.67%	36
Disagree	11.11%	6
Strongly disagree	1.85%	1
Don't know	7.41%	4
TOTAL		54

Q18 How satisfied are you with the resources available to support your child's learning?

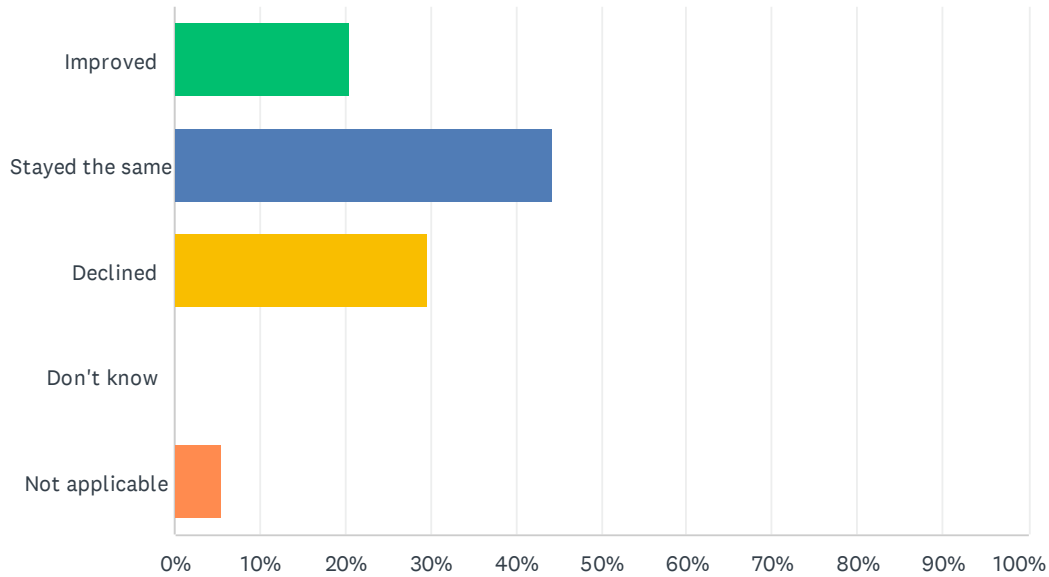
Answered: 54 Skipped: 14



ANSWER CHOICES	RESPONSES	
Strongly satisfied	9.26%	5
Satisfied	72.22%	39
Dissatisfied	7.41%	4
Strongly dissatisfied	9.26%	5
Don't know	1.85%	1
TOTAL		54

Q19 In your opinion, has the quality of education your child's experienced improved, stayed the same or declined in the past three years?

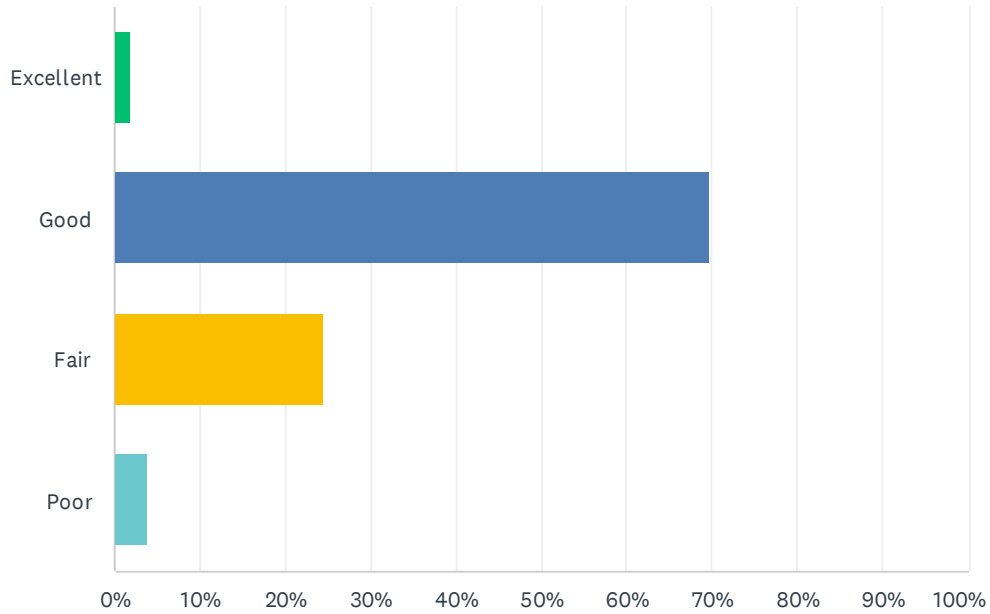
Answered: 54 Skipped: 14



ANSWER CHOICES	RESPONSES	
Improved	20.37%	11
Stayed the same	44.44%	24
Declined	29.63%	16
Don't know	0.00%	0
Not applicable	5.56%	3
TOTAL		54

Q20 How do you rate the physical condition of your child's school?

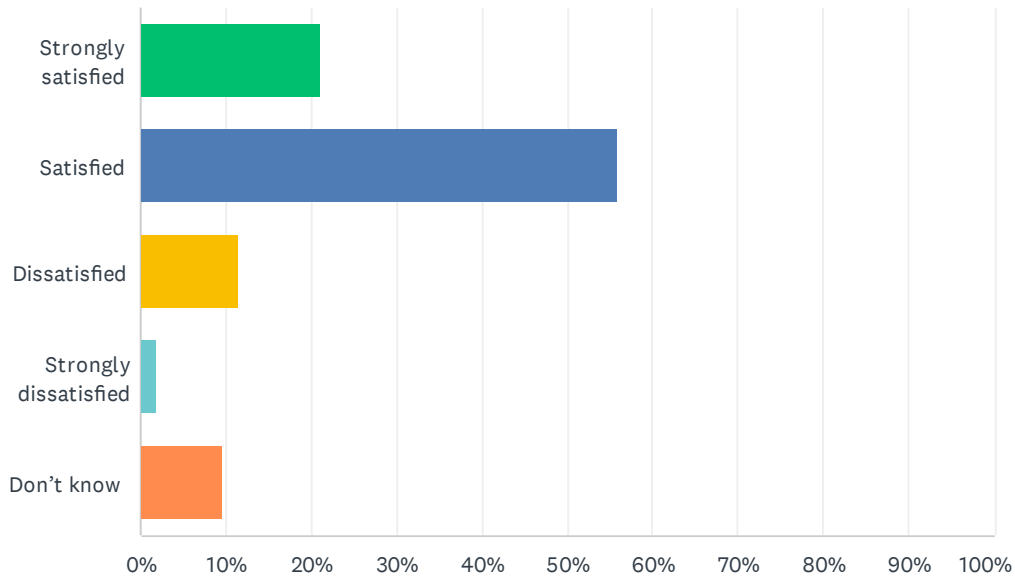
Answered: 53 Skipped: 15



ANSWER CHOICES	RESPONSES
Excellent	1.89% 1
Good	69.81% 37
Fair	24.53% 13
Poor	3.77% 2
TOTAL	53

Q21 How satisfied are you with the opportunities provided to be involved in your child's education? Refer to the EIPS Parent Engagement overview for examples of involvement and engagement opportunities that help support student success.

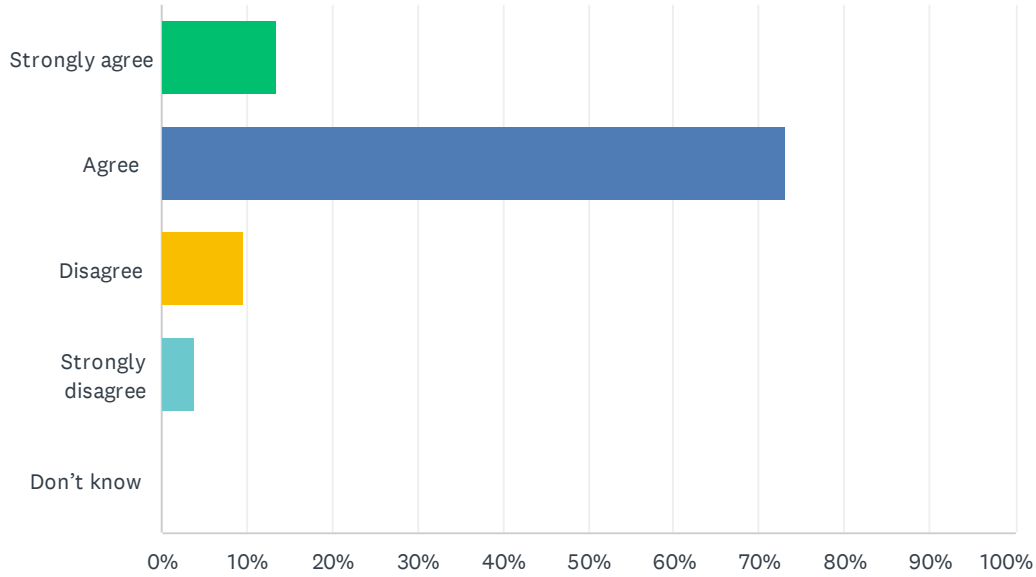
Answered: 52 Skipped: 16



ANSWER CHOICES	RESPONSES	
Strongly satisfied	21.15%	11
Satisfied	55.77%	29
Dissatisfied	11.54%	6
Strongly dissatisfied	1.92%	1
Don't know	9.62%	5
TOTAL		52

Q22 The school keeps me informed about my child's progress and achievement.

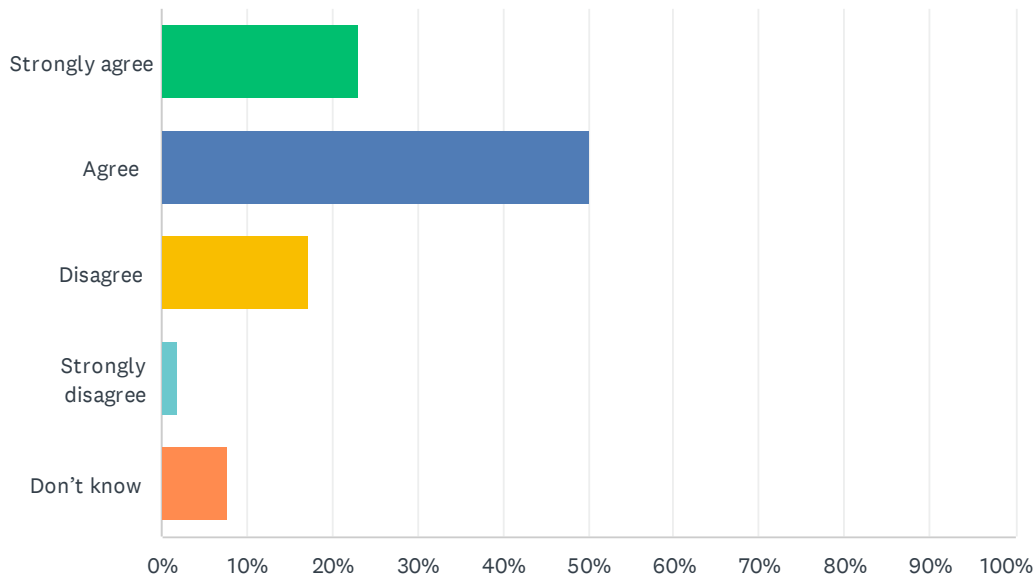
Answered: 52 Skipped: 16



ANSWER CHOICES	RESPONSES	
Strongly agree	13.46%	7
Agree	73.08%	38
Disagree	9.62%	5
Strongly disagree	3.85%	2
Don't know	0.00%	0
TOTAL		52

Q23 There is open and honest communication within my child's school.

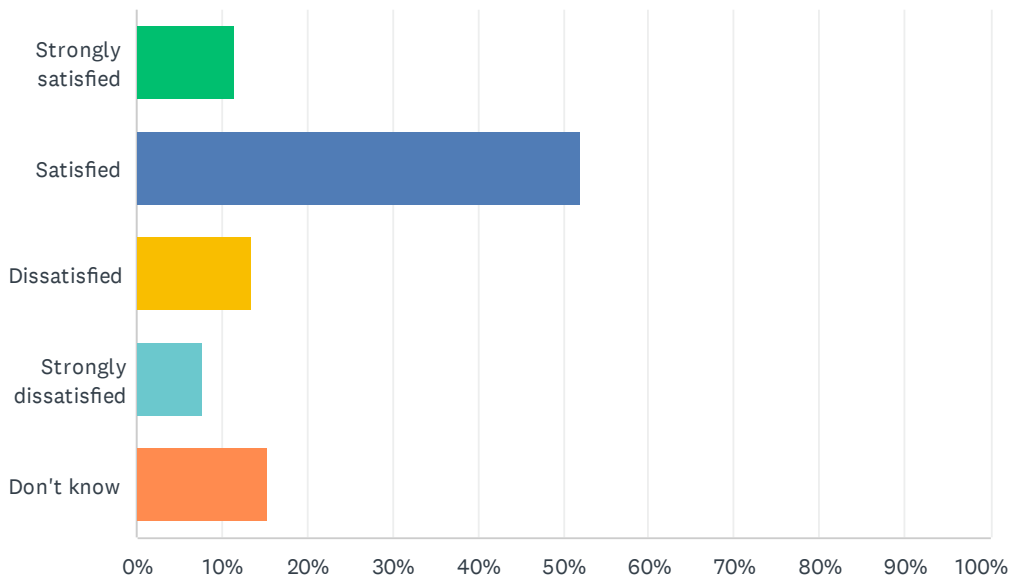
Answered: 52 Skipped: 16



ANSWER CHOICES	RESPONSES	
Strongly agree	23.08%	12
Agree	50.00%	26
Disagree	17.31%	9
Strongly disagree	1.92%	1
Don't know	7.69%	4
TOTAL		52

Q24 How satisfied are you with the Division’s commitment to engaging stakeholders—including parents and caregivers—about matters that affect decision-making and public education?

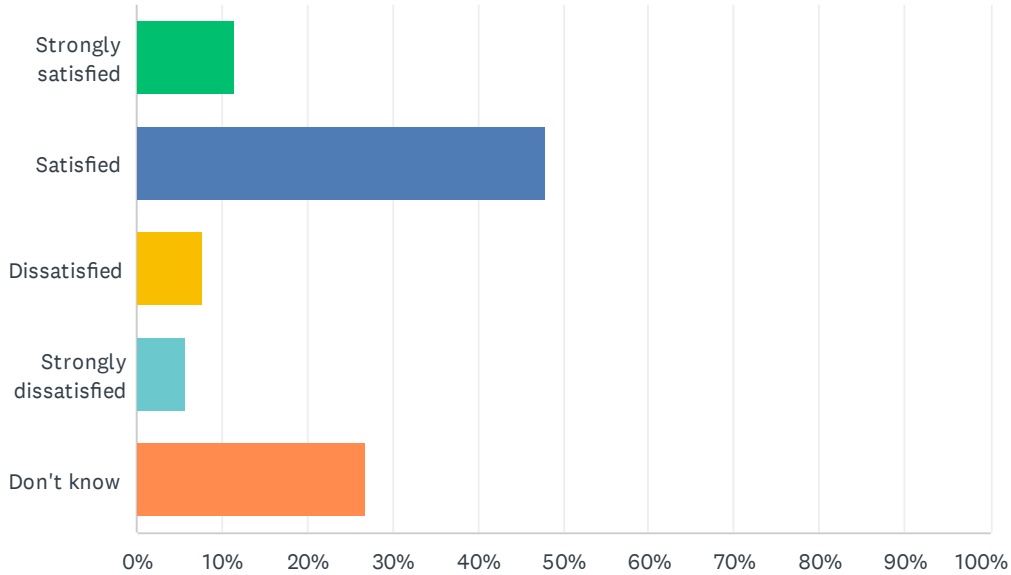
Answered: 52 Skipped: 16



ANSWER CHOICES	RESPONSES
Strongly satisfied	11.54% 6
Satisfied	51.92% 27
Dissatisfied	13.46% 7
Strongly dissatisfied	7.69% 4
Don't know	15.38% 8
TOTAL	52

Q25 How satisfied are you with the Division’s commitment to advocating for public education?

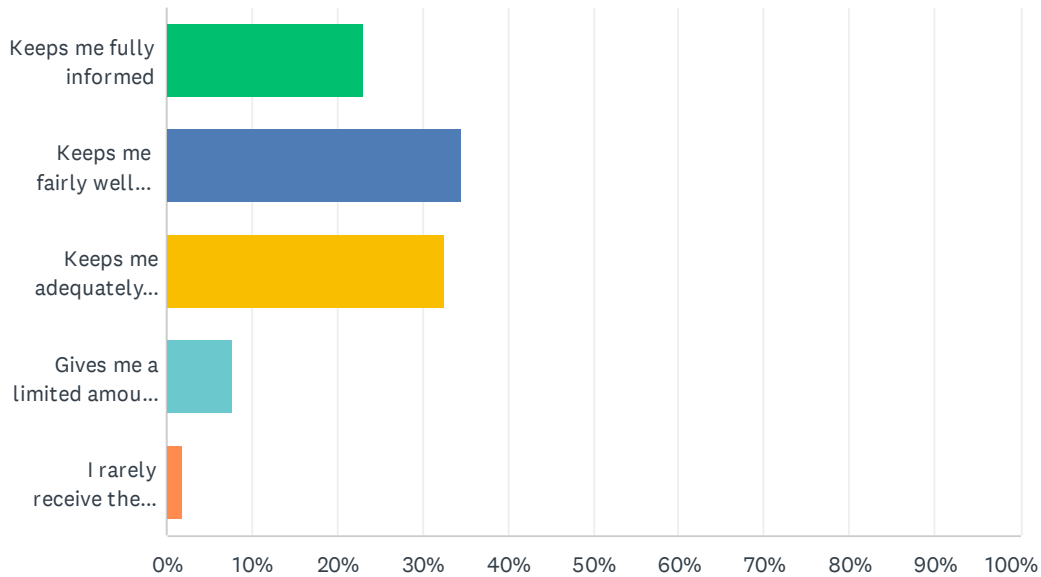
Answered: 52 Skipped: 16



ANSWER CHOICES	RESPONSES	
Strongly satisfied	11.54%	6
Satisfied	48.08%	25
Dissatisfied	7.69%	4
Strongly dissatisfied	5.77%	3
Don't know	26.92%	14
TOTAL		52

Q26 Elk Island Public Schools appreciates the opportunity to stay connected with parents about news, activities, programs and other matters of importance. What is your impression of the communication you receive from your child's school?

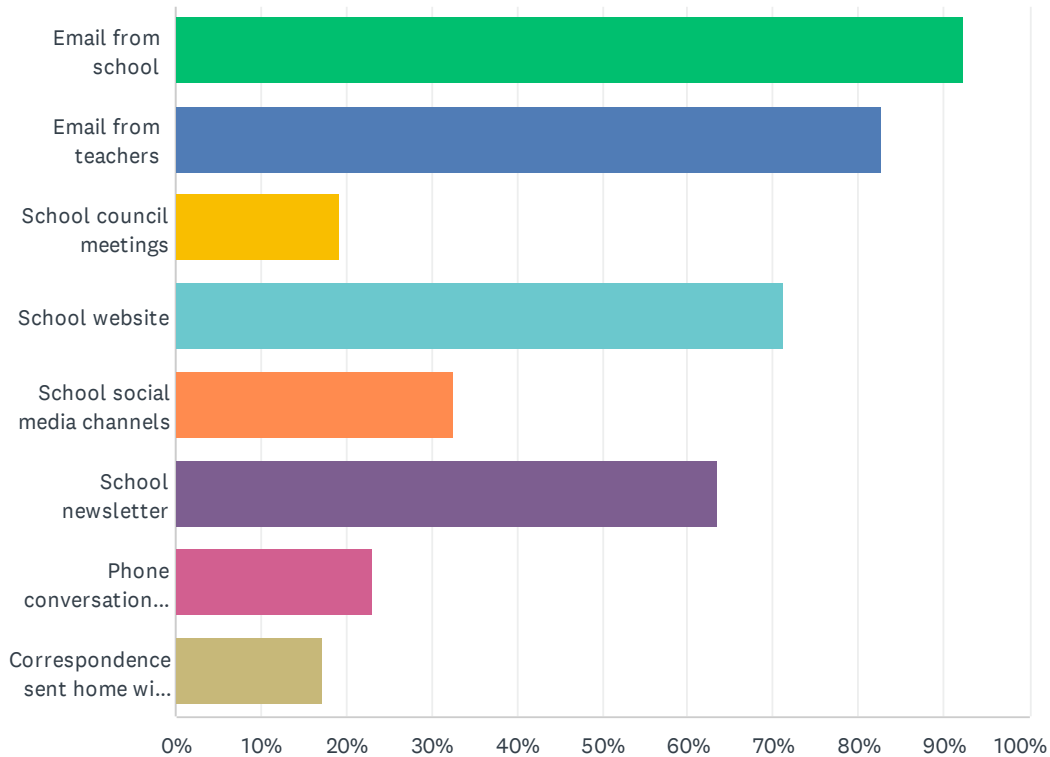
Answered: 52 Skipped: 16



ANSWER CHOICES	RESPONSES	
Keeps me fully informed	23.08%	12
Keeps me fairly well informed	34.62%	18
Keeps me adequately informed	32.69%	17
Gives me a limited amount of information	7.69%	4
I rarely receive the information I need	1.92%	1
TOTAL		52

Q27 Do you regularly make use of the following to keep up to date on school activities, programs, etc.? Check all that apply.

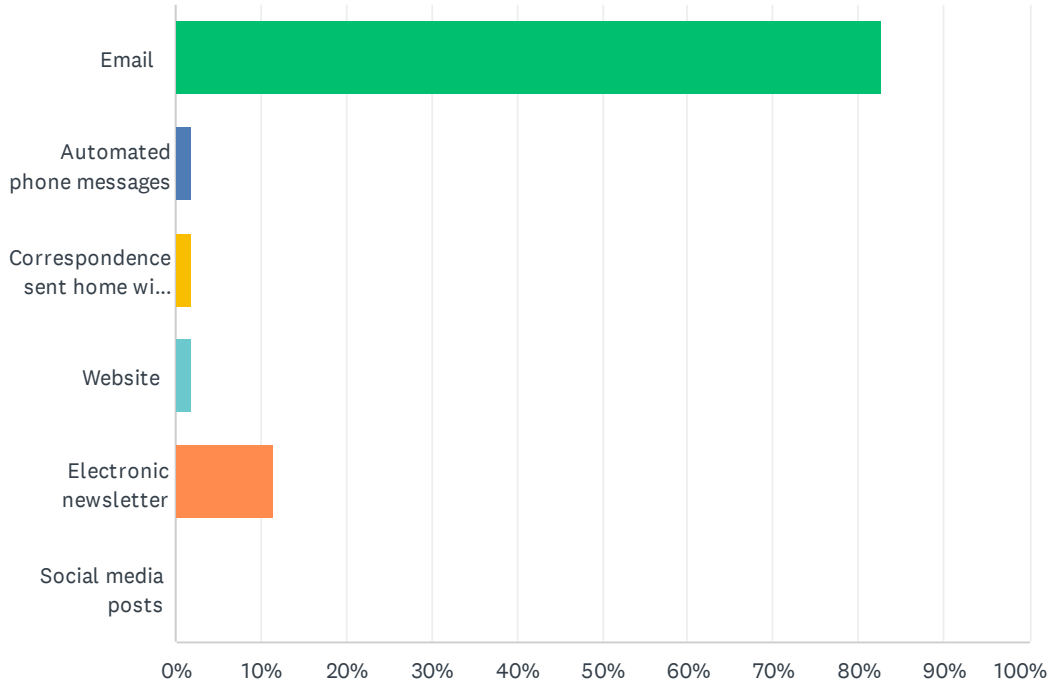
Answered: 52 Skipped: 16



ANSWER CHOICES	RESPONSES	
Email from school	92.31%	48
Email from teachers	82.69%	43
School council meetings	19.23%	10
School website	71.15%	37
School social media channels	32.69%	17
School newsletter	63.46%	33
Phone conversations with the school or teachers	23.08%	12
Correspondence sent home with my child	17.31%	9
Total Respondents: 52		

Q28 What is your most preferred method of communication from the school and Division?

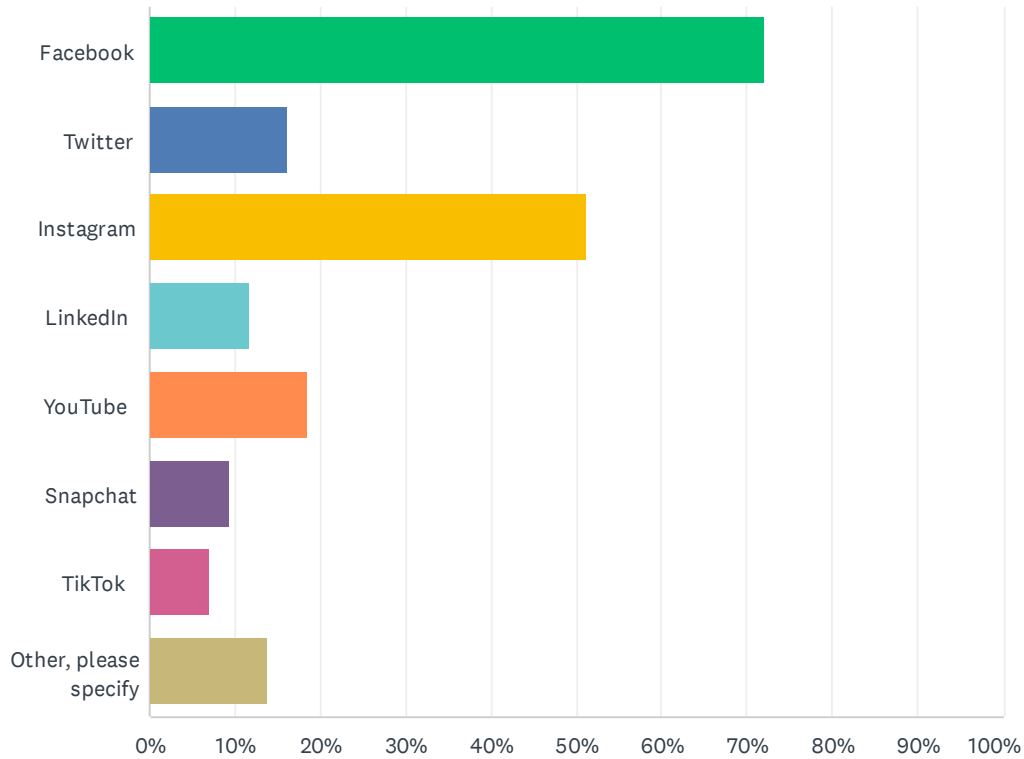
Answered: 52 Skipped: 16



ANSWER CHOICES	RESPONSES	
Email	82.69%	43
Automated phone messages	1.92%	1
Correspondence sent home with my child	1.92%	1
Website	1.92%	1
Electronic newsletter	11.54%	6
Social media posts	0.00%	0
TOTAL		52

Q29 The Division and schools often share news and information on social media. Which of the following platforms do you use? Check all that apply.

Answered: 43 Skipped: 25



ANSWER CHOICES	RESPONSES
Facebook	72.09% 31
Twitter	16.28% 7
Instagram	51.16% 22
LinkedIn	11.63% 5
YouTube	18.60% 8
Snapchat	9.30% 4
TikTok	6.98% 3
Other, please specify	13.95% 6
Total Respondents: 43	