


Q1 What school does your child currently attend?

Answered: 67 Skipped: 0



EIPS Parent Survey 2021-22



EIPS Parent Survey 2021-22

0% 10% 20% 30% 40% 50% 60% 70% 80% 90% 100%

EIPS Parent Survey 2021-22

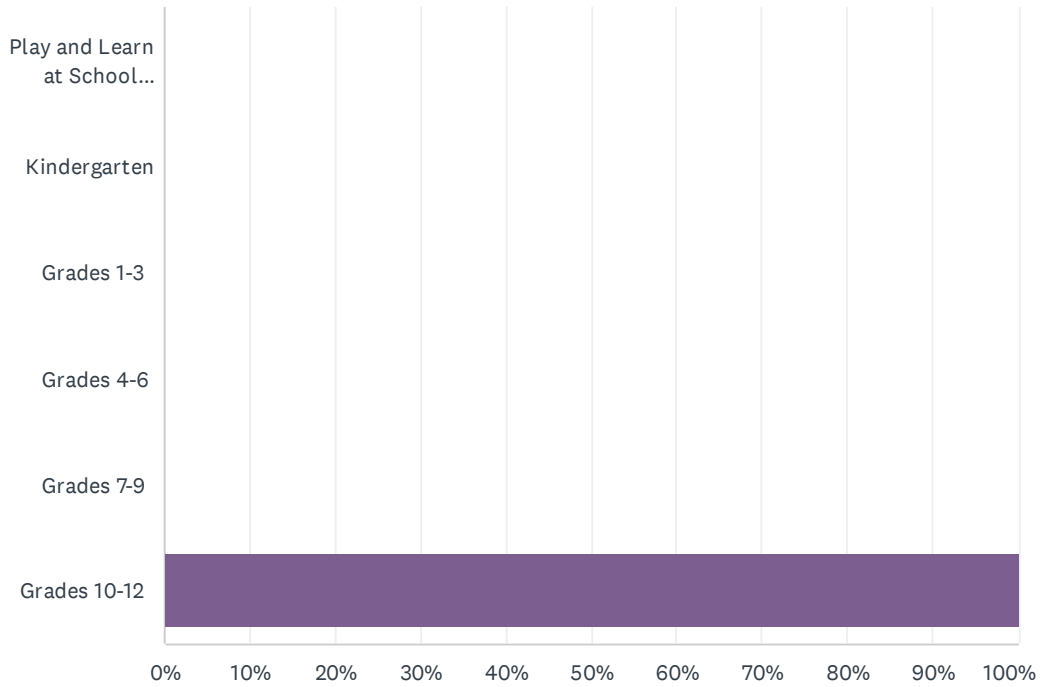
ANSWER CHOICES	RESPONSES	
A.L. Horton Elementary	0.00%	0
Andrew School	0.00%	0
Ardrossan Elementary	0.00%	0
Ardrossan Junior Senior High	100.00%	67
Bev Facey Community High	0.00%	0
Brentwood Elementary	0.00%	0
Bruderheim School	0.00%	0
Clover Bar Junior High	0.00%	0
Davidson Creek Elementary	0.00%	0
École Campbelltown	0.00%	0
École Parc Élémentaire	0.00%	0
F.R. Haythorne Junior High	0.00%	0
Fort Saskatchewan Christian	0.00%	0
Fort Saskatchewan Elementary	0.00%	0
Fort Saskatchewan High	0.00%	0
Fultonvale Elementary Junior High	0.00%	0
Glen Allan Elementary	0.00%	0
Heritage Hills Elementary	0.00%	0
James Mowat Elementary	0.00%	0
Lakeland Ridge	0.00%	0
Lamont Elementary	0.00%	0
Lamont High	0.00%	0
Mills Haven Elementary	0.00%	0
Mundare School	0.00%	0
Next Step/Outreach	0.00%	0
Pine Street Elementary	0.00%	0
Rudolph Hennig Junior High	0.00%	0
Salisbury Composite High	0.00%	0
Sherwood Heights Junior High	0.00%	0
SouthPointe School	0.00%	0
Strathcona Christian Academy Elementary	0.00%	0
Strathcona Christian Academy Secondary	0.00%	0

EIPS Parent Survey 2021-22

Uncas Elementary	0.00%	0
Vegreville Composite High	0.00%	0
Wes Hosford Elementary	0.00%	0
Westboro Elementary	0.00%	0
Win Ferguson Elementary	0.00%	0
Woodbridge Farms Elementary	0.00%	0
Home Education	0.00%	0
TOTAL		67

Q2 What grade is your child currently in?

Answered: 67 Skipped: 0



ANSWER CHOICES	RESPONSES	
Play and Learn at School (PALS)	0.00%	0
Kindergarten	0.00%	0
Grades 1-3	0.00%	0
Grades 4-6	0.00%	0
Grades 7-9	0.00%	0
Grades 10-12	100.00%	67
TOTAL		67

Q3 As a result of being in the Play and Learn at School (PALS) program, my child's demonstrating growth in their development.

Answered: 0 Skipped: 67

 No matching responses.

ANSWER CHOICES	RESPONSES
Strongly agree	0.00% 0
Agree	0.00% 0
Disagree	0.00% 0
Strongly disagree	0.00% 0
Don't know	0.00% 0
TOTAL	0

Q4 As a result of being in the Kindergarten program, my child's becoming ready to enter Grade 1.

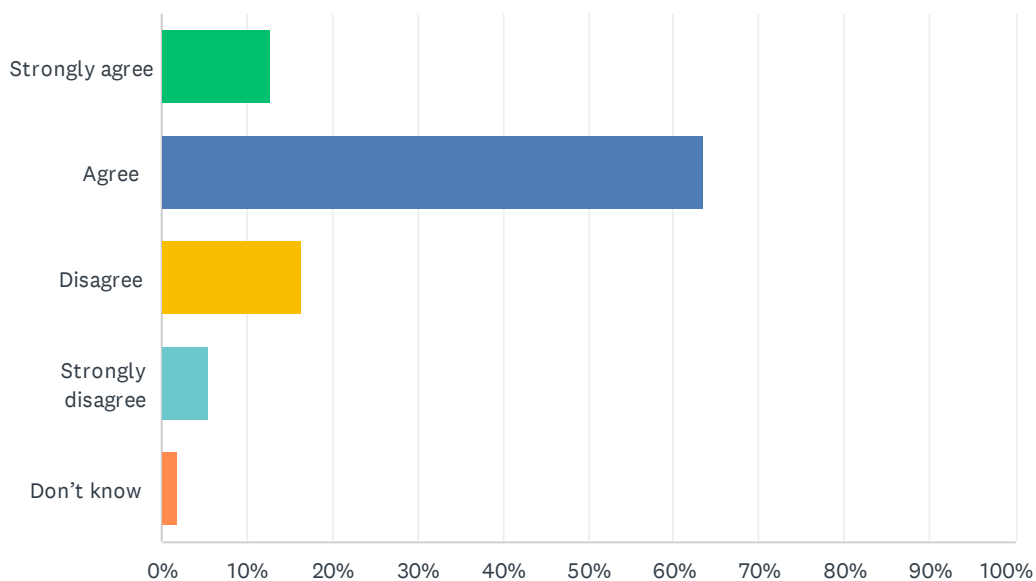
Answered: 0 Skipped: 67

 No matching responses.

ANSWER CHOICES	RESPONSES
Strongly agree	0.00% 0
Agree	0.00% 0
Disagree	0.00% 0
Strongly disagree	0.00% 0
Don't know	0.00% 0
TOTAL	0

Q5 My child's individual needs are met.

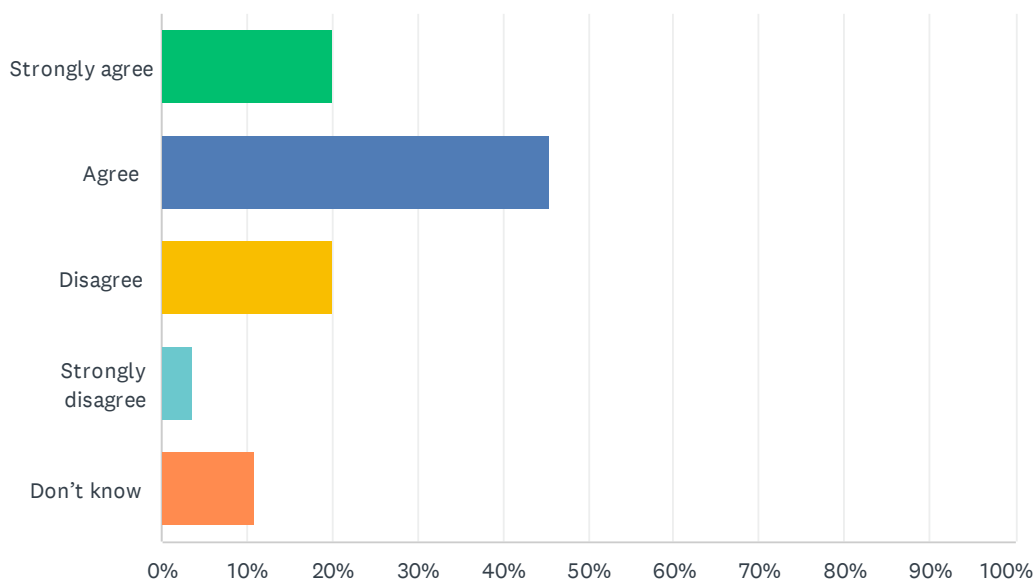
Answered: 55 Skipped: 12



ANSWER CHOICES	RESPONSES	
Strongly agree	12.73%	7
Agree	63.64%	35
Disagree	16.36%	9
Strongly disagree	5.45%	3
Don't know	1.82%	1
TOTAL		55

Q6 My child's encouraged to do their best.

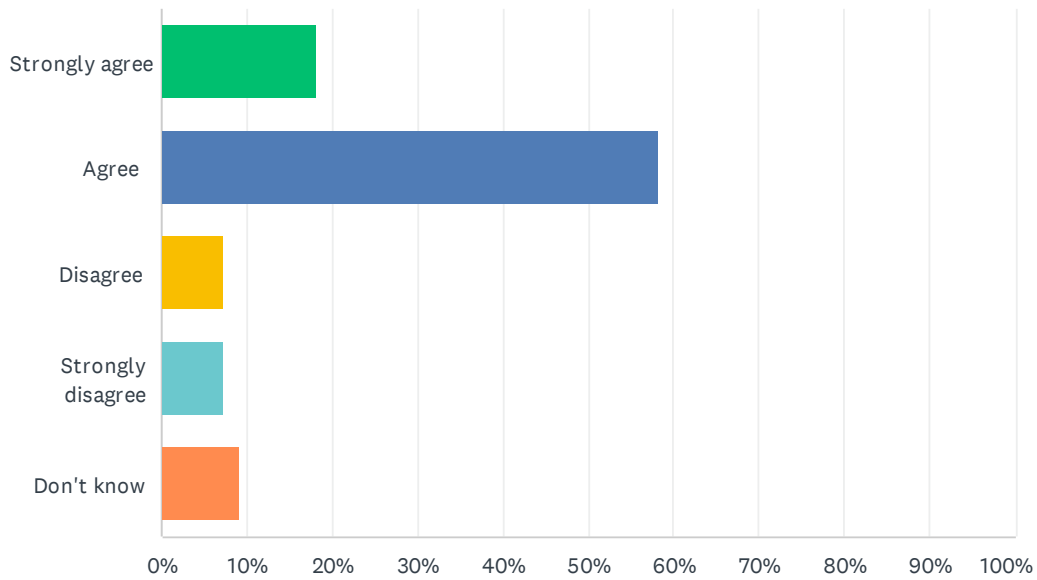
Answered: 55 Skipped: 12



ANSWER CHOICES	RESPONSES	
Strongly agree	20.00%	11
Agree	45.45%	25
Disagree	20.00%	11
Strongly disagree	3.64%	2
Don't know	10.91%	6
TOTAL		55

Q7 My child's demonstrating growth in literacy.

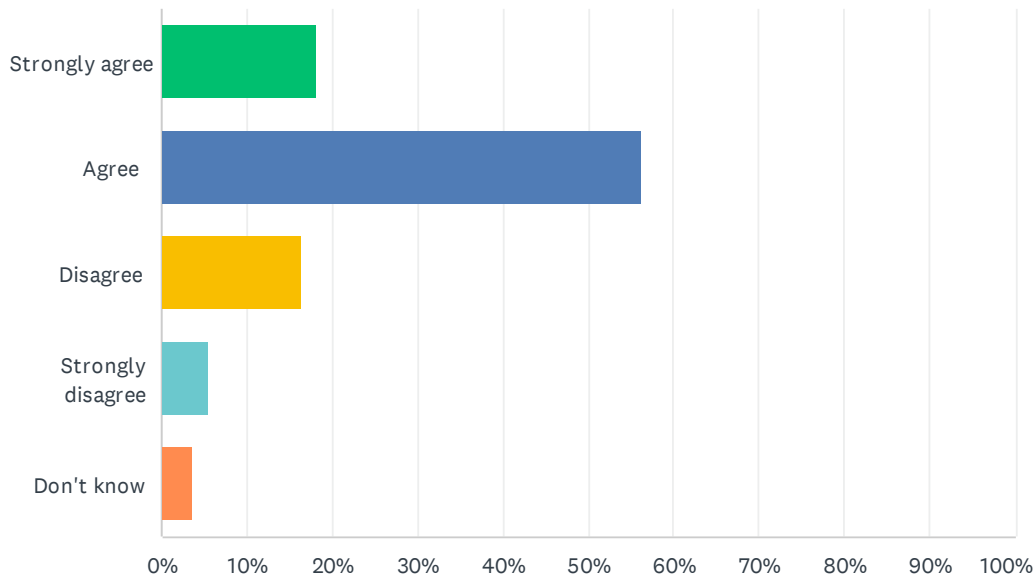
Answered: 55 Skipped: 12



ANSWER CHOICES	RESPONSES	
Strongly agree	18.18%	10
Agree	58.18%	32
Disagree	7.27%	4
Strongly disagree	7.27%	4
Don't know	9.09%	5
TOTAL		55

Q8 My child's demonstrating growth in numeracy.

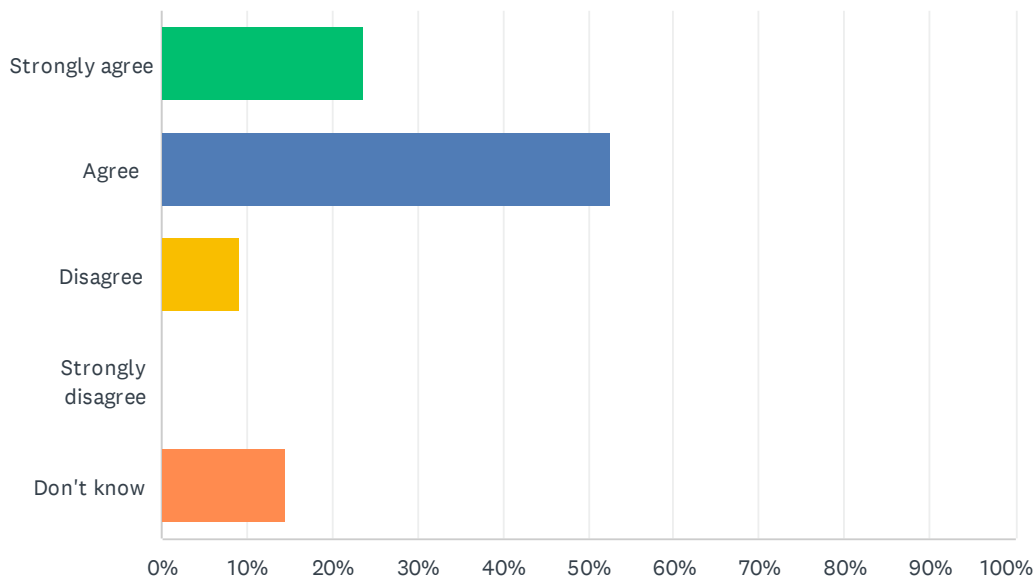
Answered: 55 Skipped: 12



ANSWER CHOICES	RESPONSES	
Strongly agree	18.18%	10
Agree	56.36%	31
Disagree	16.36%	9
Strongly disagree	5.45%	3
Don't know	3.64%	2
TOTAL		55

Q9 My child has an understanding of First Nations, Métis and Inuit culture and history.

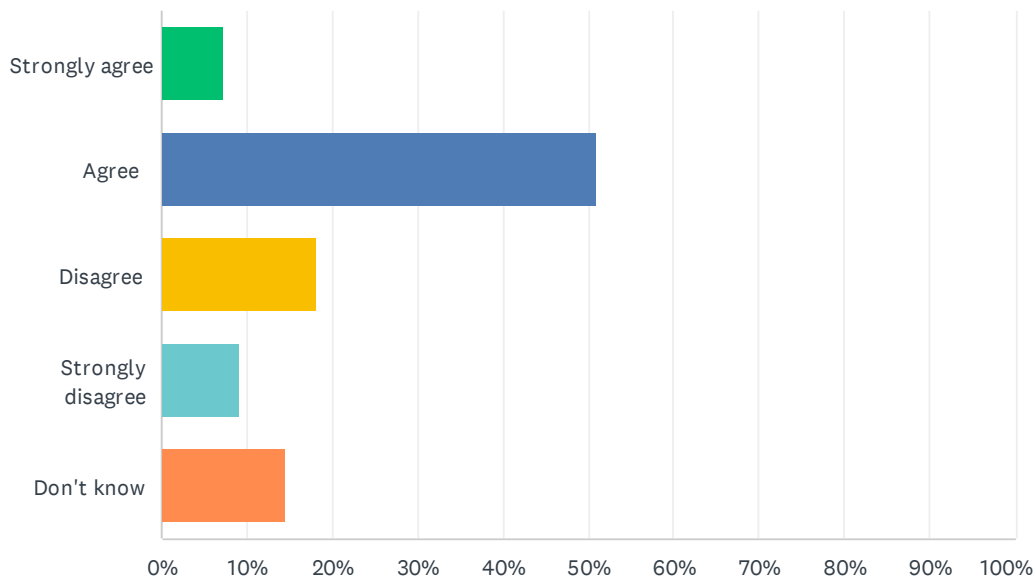
Answered: 55 Skipped: 12



ANSWER CHOICES	RESPONSES	
Strongly agree	23.64%	13
Agree	52.73%	29
Disagree	9.09%	5
Strongly disagree	0.00%	0
Don't know	14.55%	8
TOTAL		55

Q10 My child's learning the knowledge, skills and attitudes necessary to be successful in life.

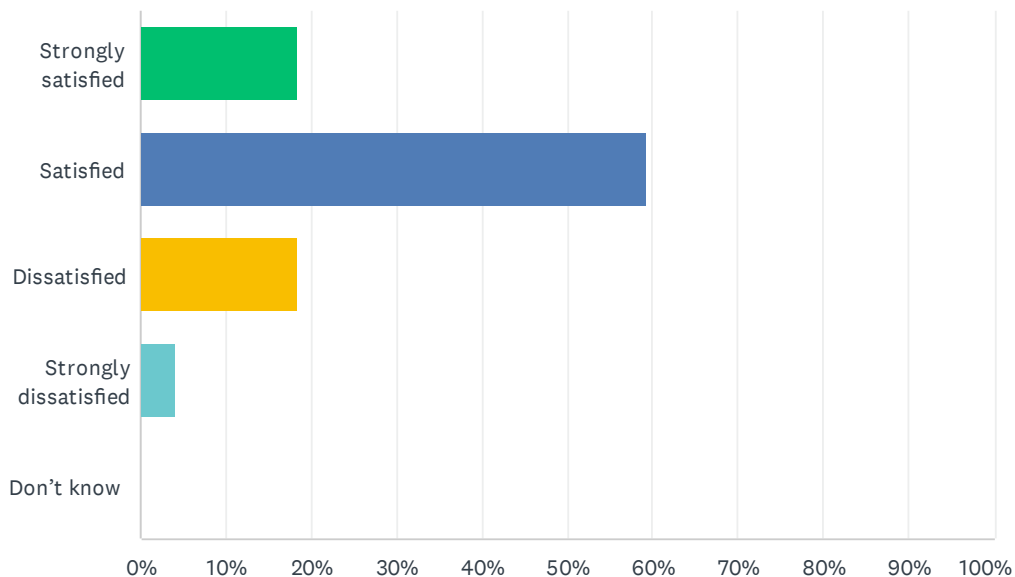
Answered: 55 Skipped: 12



ANSWER CHOICES	RESPONSES	
Strongly agree	7.27%	4
Agree	50.91%	28
Disagree	18.18%	10
Strongly disagree	9.09%	5
Don't know	14.55%	8
TOTAL		55

Q11 How satisfied are you with the quality of education your child's receiving at school?

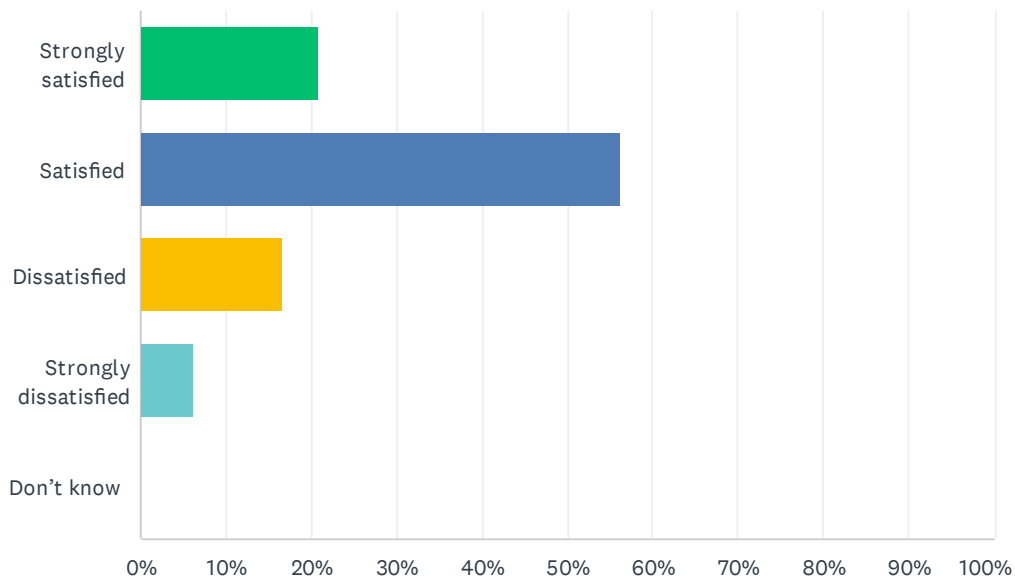
Answered: 49 Skipped: 18



ANSWER CHOICES	RESPONSES	
Strongly satisfied	18.37%	9
Satisfied	59.18%	29
Dissatisfied	18.37%	9
Strongly dissatisfied	4.08%	2
Don't know	0.00%	0
TOTAL		49

Q12 How satisfied are you with the quality of teaching at your child's school?

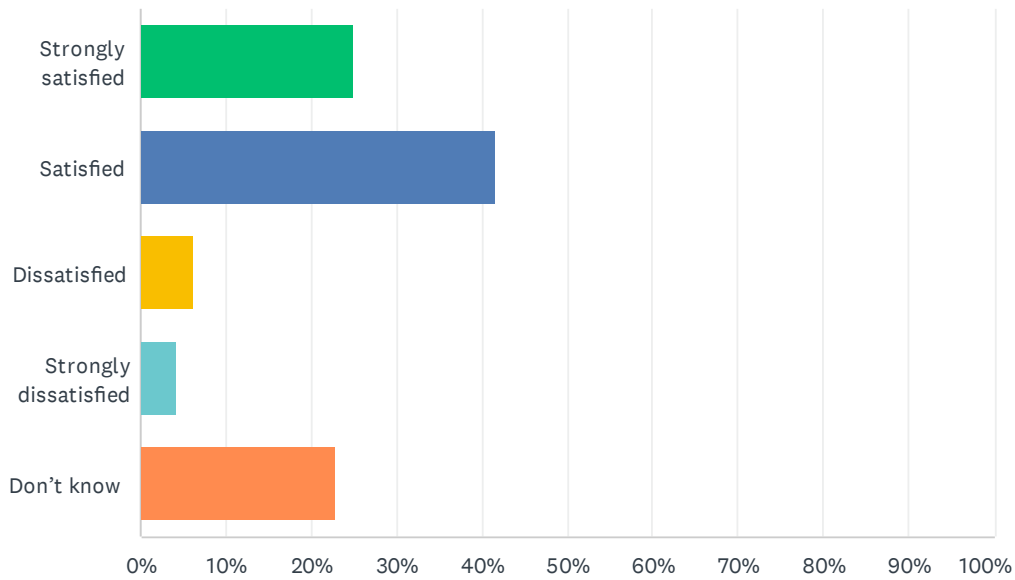
Answered: 48 Skipped: 19



ANSWER CHOICES	RESPONSES	
Strongly satisfied	20.83%	10
Satisfied	56.25%	27
Dissatisfied	16.67%	8
Strongly dissatisfied	6.25%	3
Don't know	0.00%	0
TOTAL		48

Q13 How satisfied are you with the leadership at your child's school?

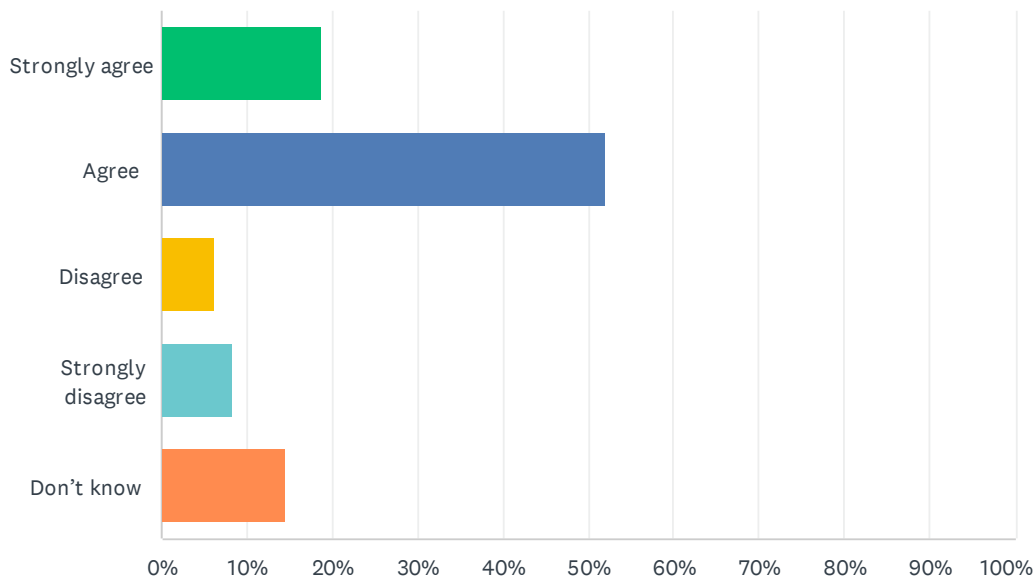
Answered: 48 Skipped: 19



ANSWER CHOICES	RESPONSES	
Strongly satisfied	25.00%	12
Satisfied	41.67%	20
Dissatisfied	6.25%	3
Strongly dissatisfied	4.17%	2
Don't know	22.92%	11
TOTAL		48

Q14 My child’s school encourages my child to be a responsible, respectful and engaged citizen.

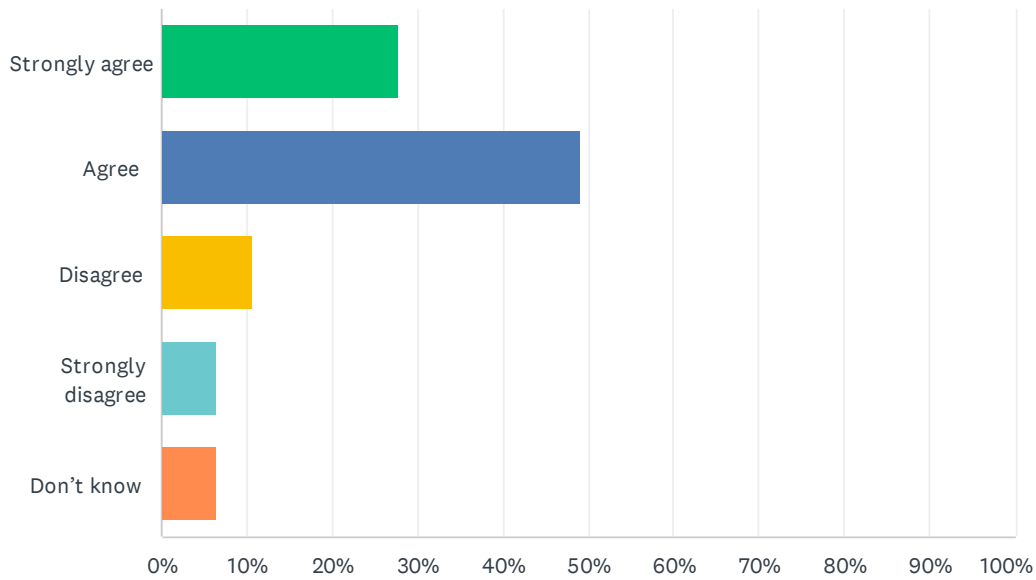
Answered: 48 Skipped: 19



ANSWER CHOICES	RESPONSES	
Strongly agree	18.75%	9
Agree	52.08%	25
Disagree	6.25%	3
Strongly disagree	8.33%	4
Don't know	14.58%	7
TOTAL		48

Q15 School staff care about my child.

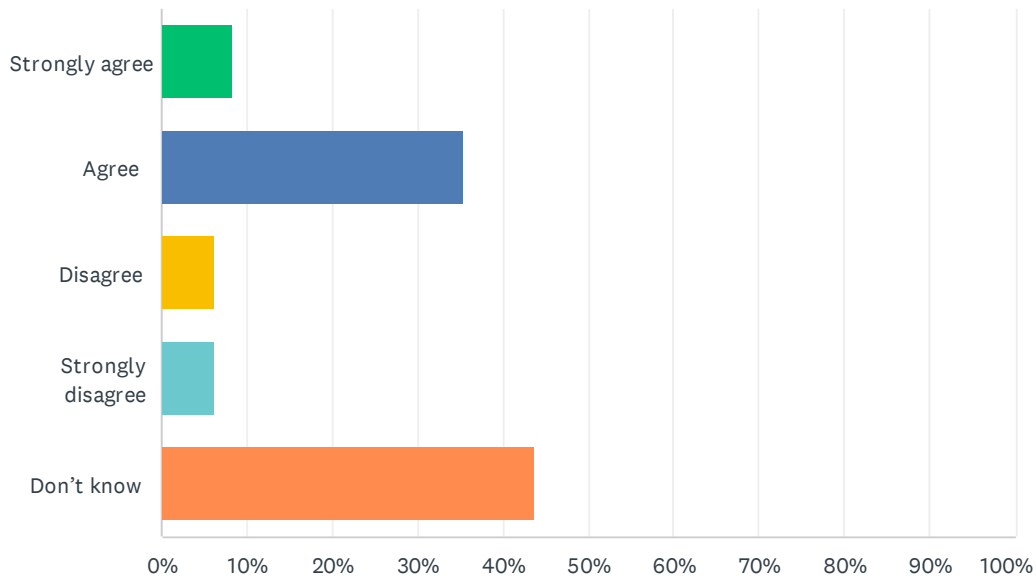
Answered: 47 Skipped: 20



ANSWER CHOICES	RESPONSES	
Strongly agree	27.66%	13
Agree	48.94%	23
Disagree	10.64%	5
Strongly disagree	6.38%	3
Don't know	6.38%	3
TOTAL		47

Q16 My child's school handles discipline fairly and reasonably.

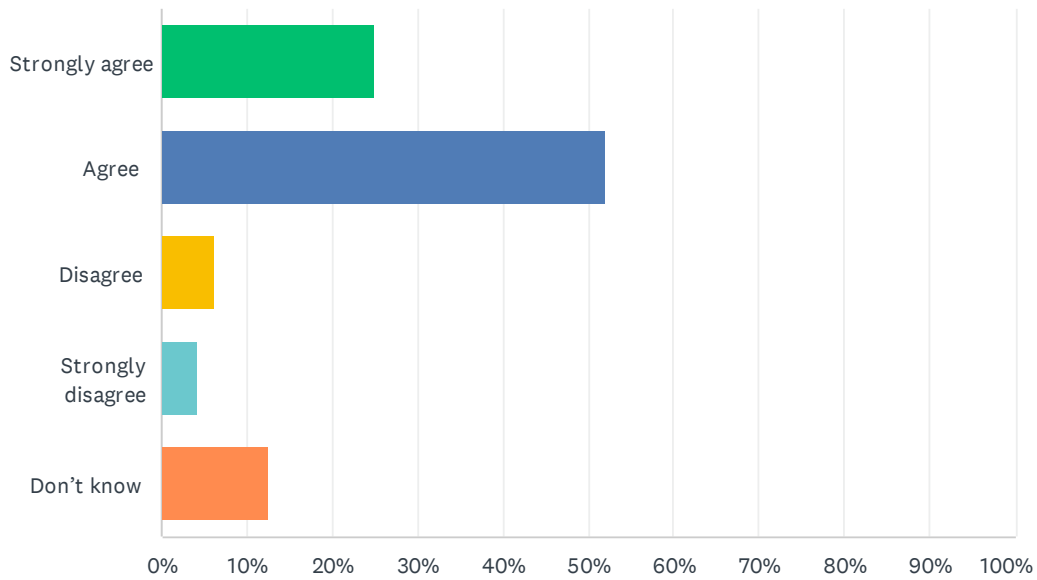
Answered: 48 Skipped: 19



ANSWER CHOICES	RESPONSES	
Strongly agree	8.33%	4
Agree	35.42%	17
Disagree	6.25%	3
Strongly disagree	6.25%	3
Don't know	43.75%	21
TOTAL		48

Q17 My child's school is safe.

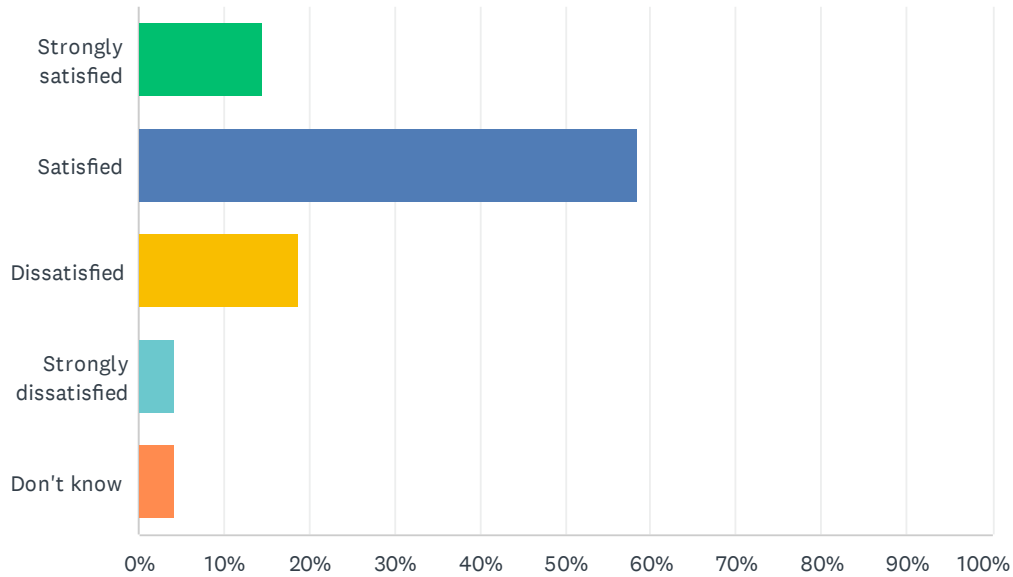
Answered: 48 Skipped: 19



ANSWER CHOICES	RESPONSES	
Strongly agree	25.00%	12
Agree	52.08%	25
Disagree	6.25%	3
Strongly disagree	4.17%	2
Don't know	12.50%	6
TOTAL		48

Q18 How satisfied are you with the resources available to support your child's learning?

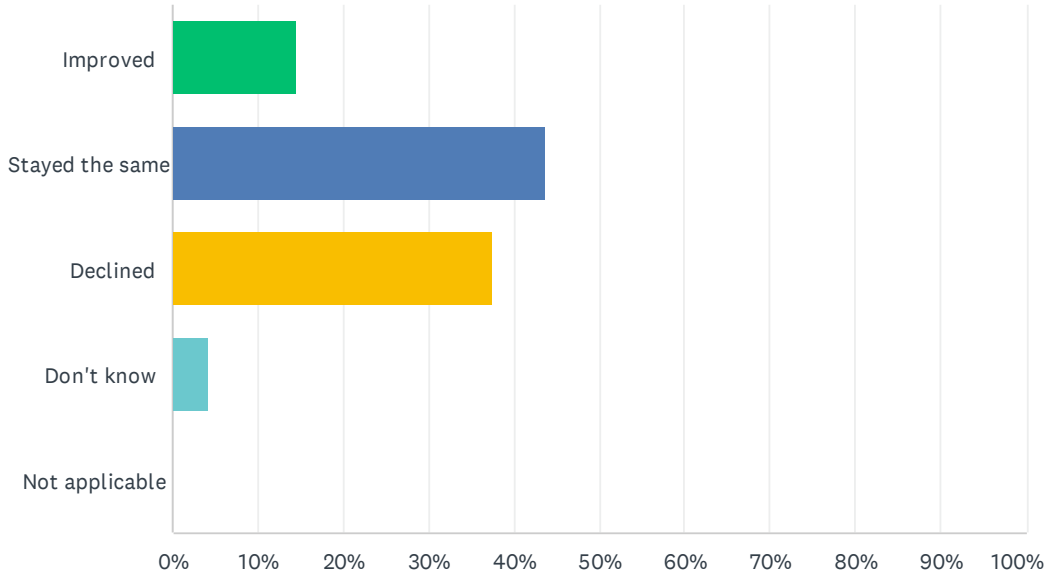
Answered: 48 Skipped: 19



ANSWER CHOICES	RESPONSES	
Strongly satisfied	14.58%	7
Satisfied	58.33%	28
Dissatisfied	18.75%	9
Strongly dissatisfied	4.17%	2
Don't know	4.17%	2
TOTAL		48

Q19 In your opinion, has the quality of education your child experienced improved, stayed the same or declined in the past three years?

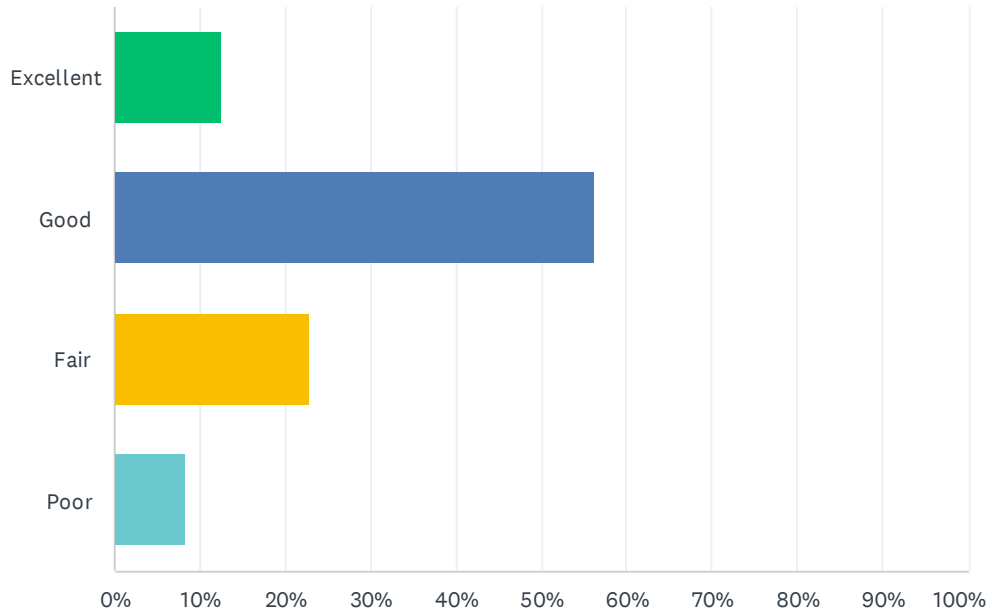
Answered: 48 Skipped: 19



ANSWER CHOICES	RESPONSES	
Improved	14.58%	7
Stayed the same	43.75%	21
Declined	37.50%	18
Don't know	4.17%	2
Not applicable	0.00%	0
TOTAL		48

Q20 How do you rate the physical condition of your child's school?

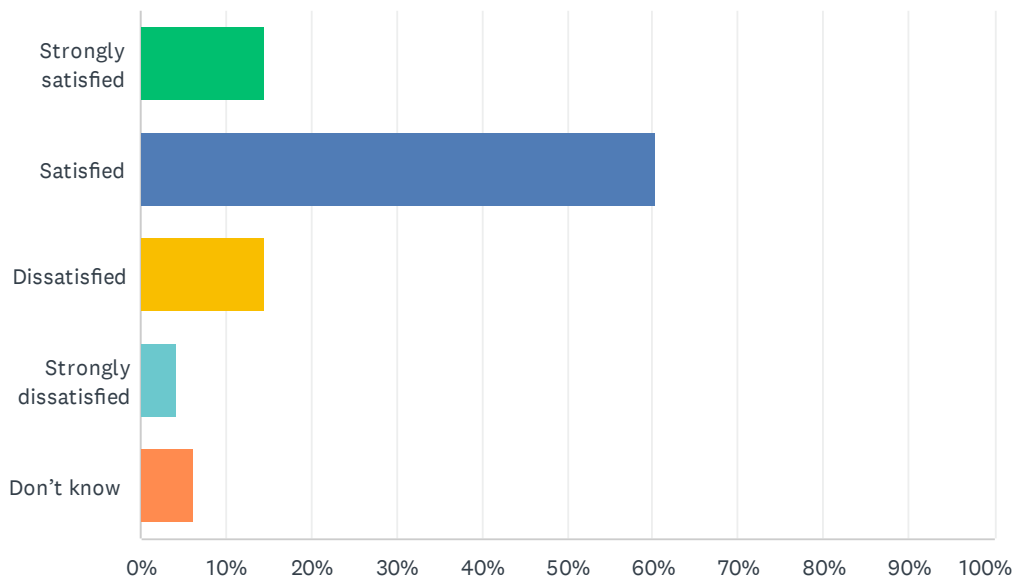
Answered: 48 Skipped: 19



ANSWER CHOICES	RESPONSES
Excellent	12.50% 6
Good	56.25% 27
Fair	22.92% 11
Poor	8.33% 4
TOTAL	48

Q21 How satisfied are you with the opportunities provided to be involved in your child's education?

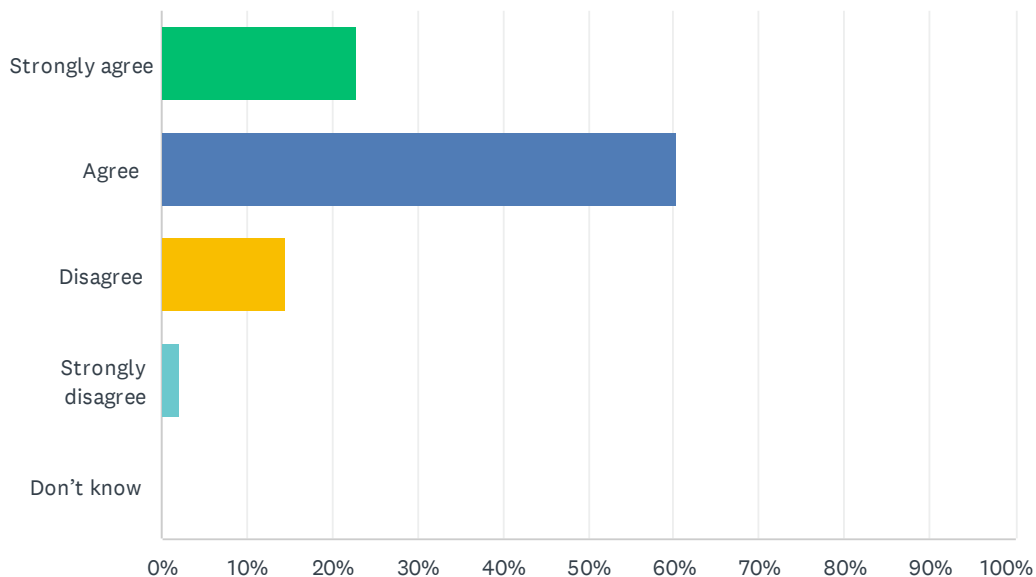
Answered: 48 Skipped: 19



ANSWER CHOICES	RESPONSES	
Strongly satisfied	14.58%	7
Satisfied	60.42%	29
Dissatisfied	14.58%	7
Strongly dissatisfied	4.17%	2
Don't know	6.25%	3
TOTAL		48

Q22 The school keeps me informed about my child's progress and achievement.

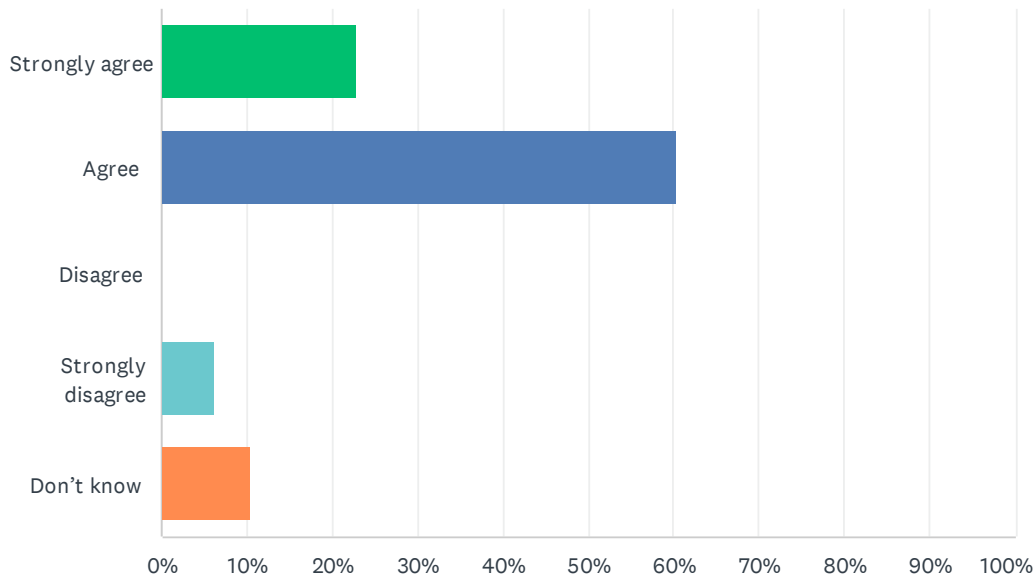
Answered: 48 Skipped: 19



ANSWER CHOICES	RESPONSES	
Strongly agree	22.92%	11
Agree	60.42%	29
Disagree	14.58%	7
Strongly disagree	2.08%	1
Don't know	0.00%	0
TOTAL		48

Q23 There is open and honest communication within my child's school.

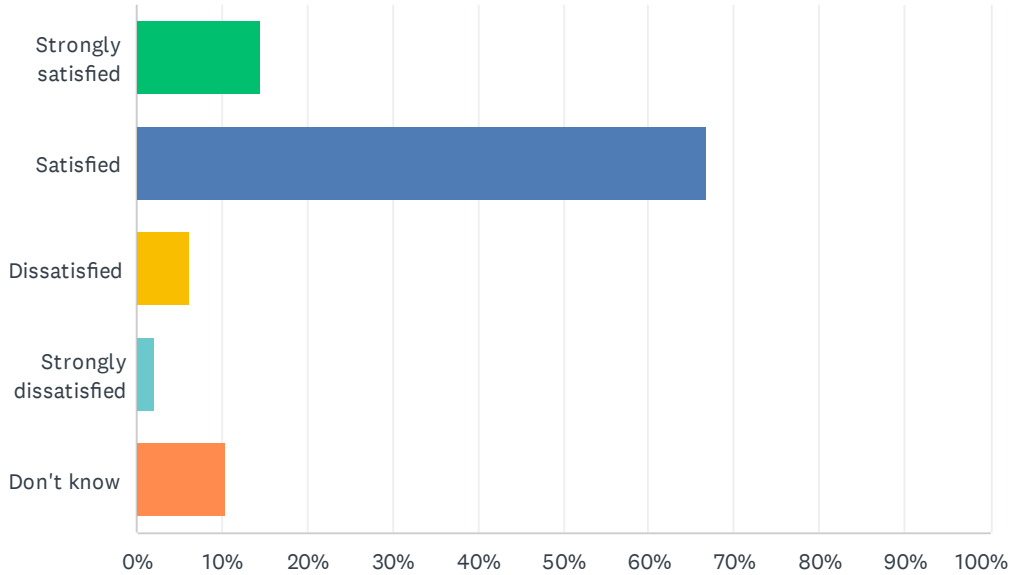
Answered: 48 Skipped: 19



ANSWER CHOICES	RESPONSES	
Strongly agree	22.92%	11
Agree	60.42%	29
Disagree	0.00%	0
Strongly disagree	6.25%	3
Don't know	10.42%	5
TOTAL		48

Q24 How satisfied are you with the Division’s commitment to engaging families in matters that affect public education?

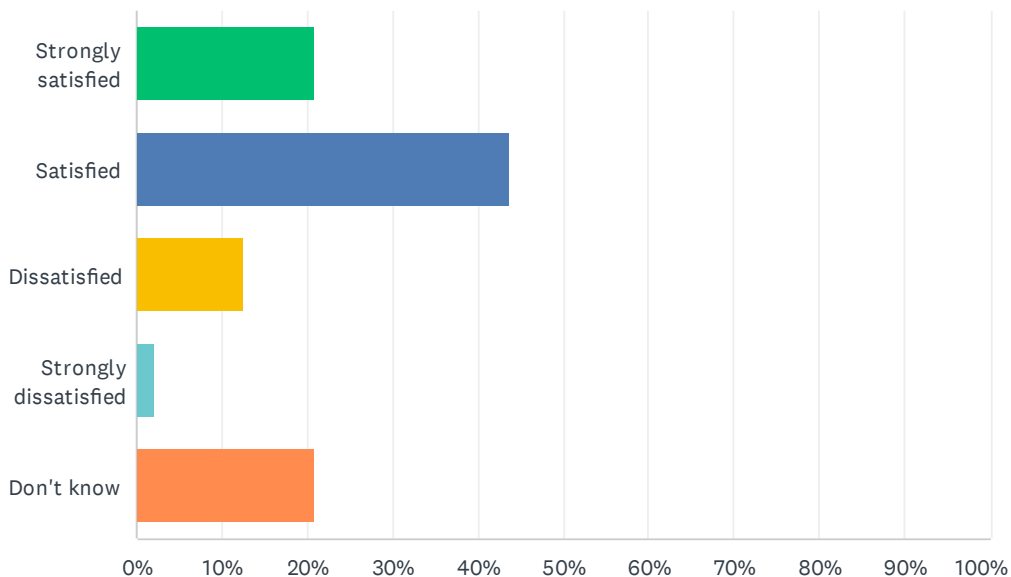
Answered: 48 Skipped: 19



ANSWER CHOICES	RESPONSES	
Strongly satisfied	14.58%	7
Satisfied	66.67%	32
Dissatisfied	6.25%	3
Strongly dissatisfied	2.08%	1
Don't know	10.42%	5
TOTAL		48

Q25 How satisfied are you with the Division’s commitment to advocating for public education?

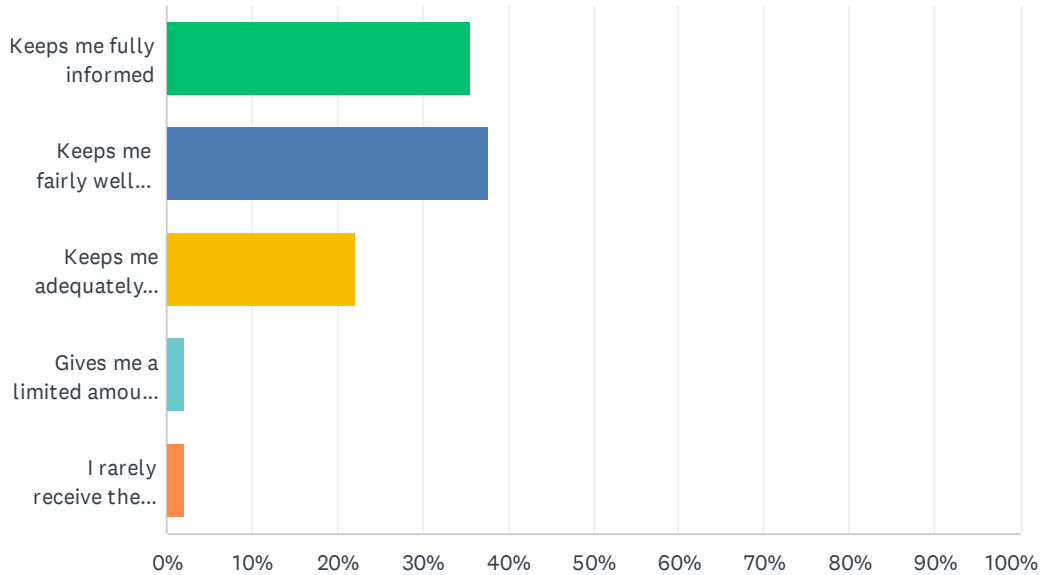
Answered: 48 Skipped: 19



ANSWER CHOICES	RESPONSES	
Strongly satisfied	20.83%	10
Satisfied	43.75%	21
Dissatisfied	12.50%	6
Strongly dissatisfied	2.08%	1
Don't know	20.83%	10
TOTAL		48

Q26 Elk Island Public Schools appreciates the opportunity to stay connected with parents about news, activities, programs and other matters of importance. What is your impression of the communication you receive from your child's school?

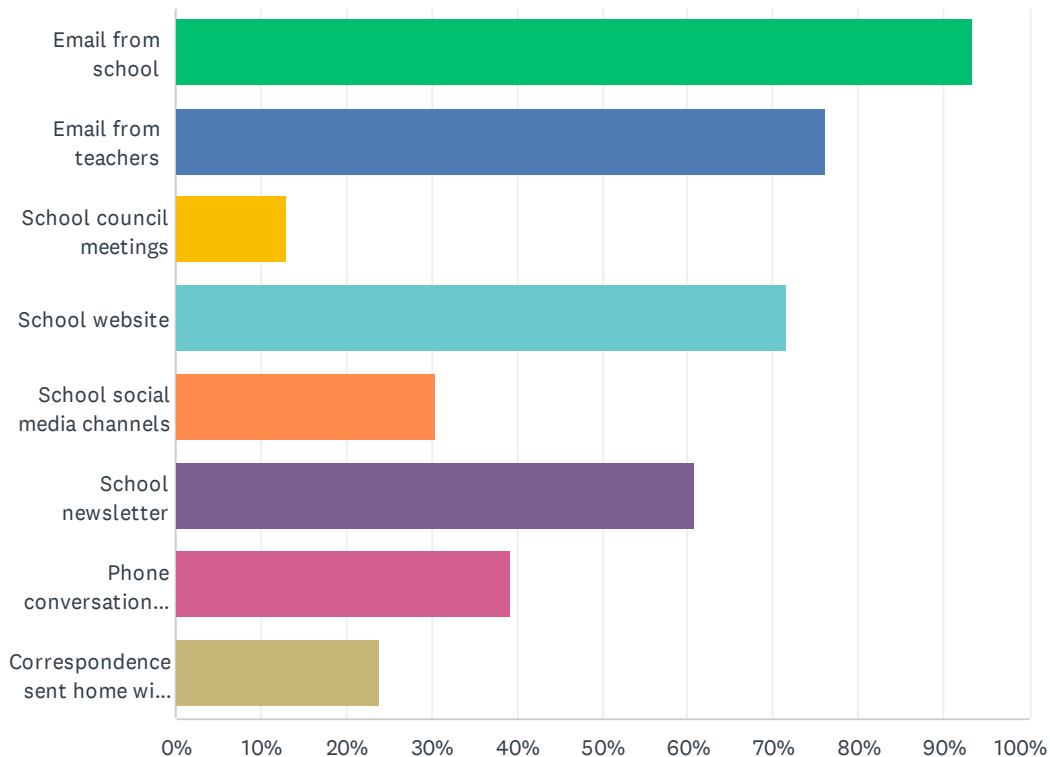
Answered: 45 Skipped: 22



ANSWER CHOICES	RESPONSES	
Keeps me fully informed	35.56%	16
Keeps me fairly well informed	37.78%	17
Keeps me adequately informed	22.22%	10
Gives me a limited amount of information	2.22%	1
I rarely receive the information I need	2.22%	1
TOTAL		45

Q27 Do you regularly make use of the following to keep up to date on school activities, programs, etc.? Check all that apply.

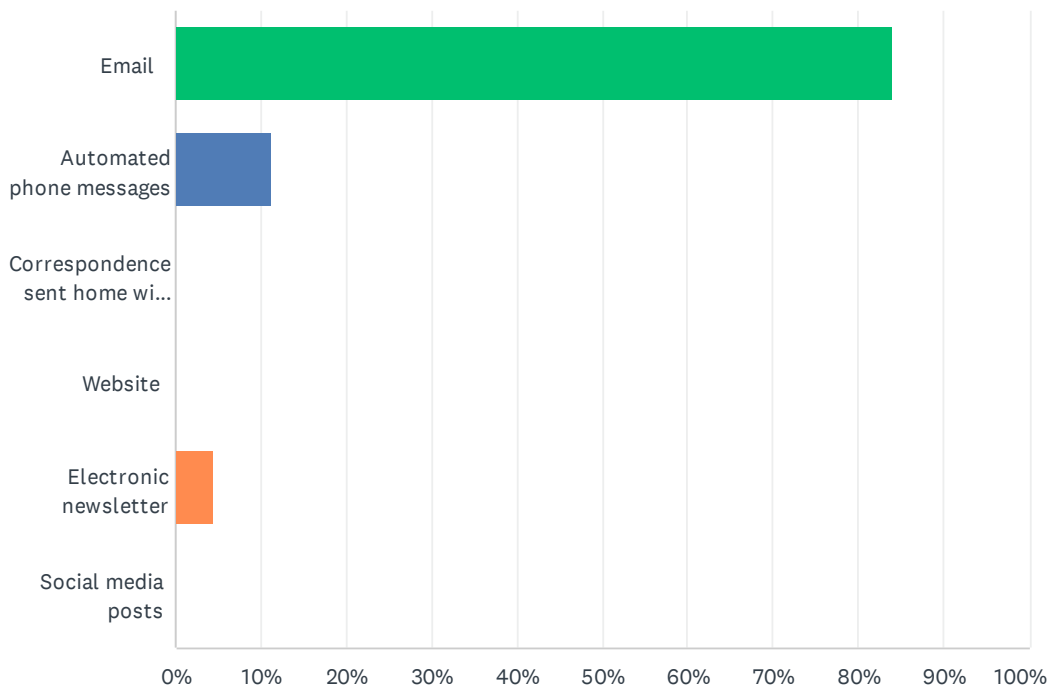
Answered: 46 Skipped: 21



ANSWER CHOICES	RESPONSES	
Email from school	93.48%	43
Email from teachers	76.09%	35
School council meetings	13.04%	6
School website	71.74%	33
School social media channels	30.43%	14
School newsletter	60.87%	28
Phone conversations with the school or teachers	39.13%	18
Correspondence sent home with my child	23.91%	11
Total Respondents: 46		

Q28 What is your most preferred method of communication from the school and Division?

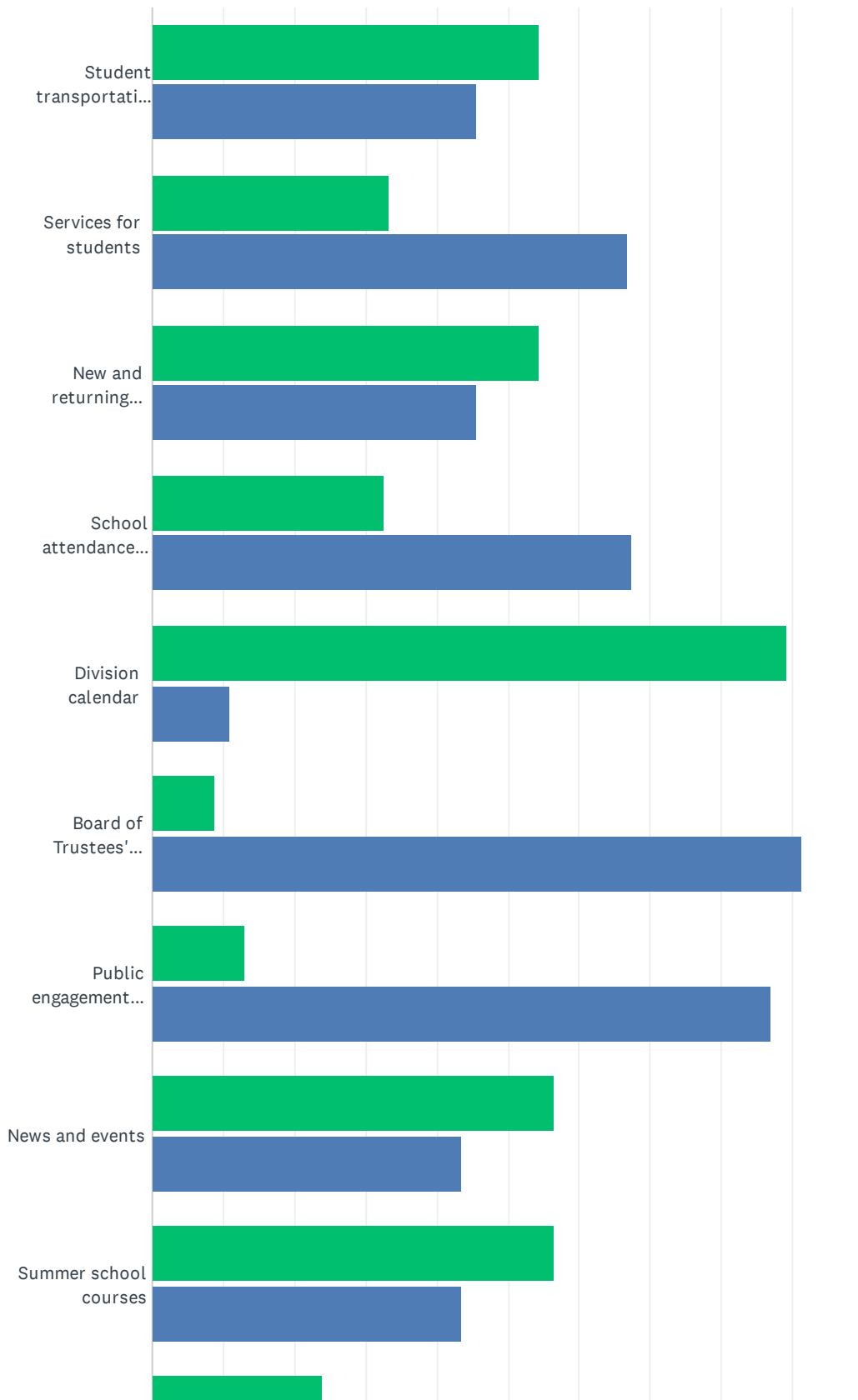
Answered: 44 Skipped: 23



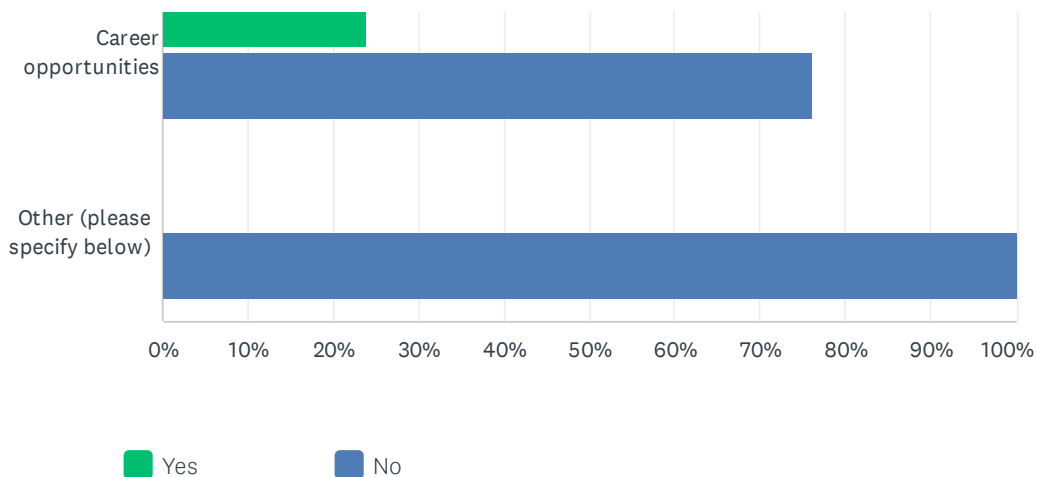
ANSWER CHOICES	RESPONSES	
Email	84.09%	37
Automated phone messages	11.36%	5
Correspondence sent home with my child	0.00%	0
Website	0.00%	0
Electronic newsletter	4.55%	2
Social media posts	0.00%	0
TOTAL		44

Q29 Do you visit the Division website (www.eips.ca) for information on:

Answered: 46 Skipped: 21



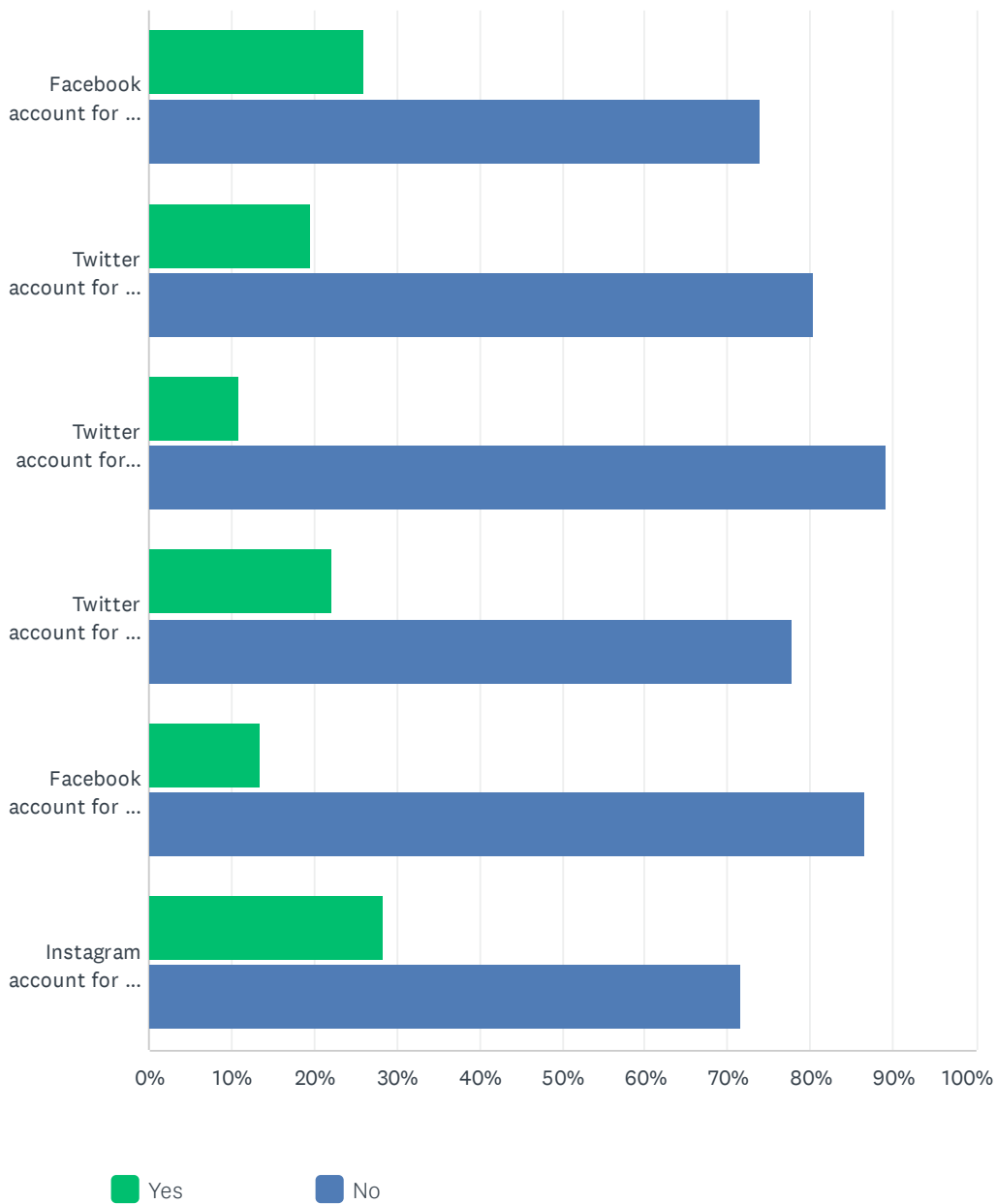
EIPS Parent Survey 2021-22



	YES	NO	TOTAL	WEIGHTED AVERAGE
Student transportation (busing)	54.35% 25	45.65% 21	46	1.54
Services for students	33.33% 15	66.67% 30	45	1.33
New and returning student registration	54.35% 25	45.65% 21	46	1.54
School attendance boundaries	32.61% 15	67.39% 31	46	1.33
Division calendar	89.13% 41	10.87% 5	46	1.89
Board of Trustees' meetings	8.70% 4	91.30% 42	46	1.09
Public engagement initiatives	13.04% 6	86.96% 40	46	1.13
News and events	56.52% 26	43.48% 20	46	1.57
Summer school courses	56.52% 26	43.48% 20	46	1.57
Career opportunities	23.91% 11	76.09% 35	46	1.24
Other (please specify below)	0.00% 0	100.00% 31	31	1.00

Q30 The Division and schools often share news and information on social media. Do you follow:

Answered: 46 Skipped: 21



EIPS Parent Survey 2021-22

	YES	NO	TOTAL	WEIGHTED AVERAGE
Facebook account for the Division (@ElkIslandPublicSchools)	26.09% 12	73.91% 34	46	1.26
Twitter account for the Division (@eips)	19.57% 9	80.43% 37	46	1.20
Twitter account for EIPS Student Transportation (@eipsST)	10.87% 5	89.13% 41	46	1.11
Twitter account for my child's school, if applicable	22.22% 10	77.78% 35	45	1.22
Facebook account for my child's school, if applicable	13.33% 6	86.67% 39	45	1.13
Instagram account for my child's school, if applicable	28.26% 13	71.74% 33	46	1.28