


Q1 What school does your child currently attend?

Answered: 72 Skipped: 0



EIPS Parent Survey 2021-22



EIPS Parent Survey 2021-22

0% 10% 20% 30% 40% 50% 60% 70% 80% 90% 100%

EIPS Parent Survey 2021-22

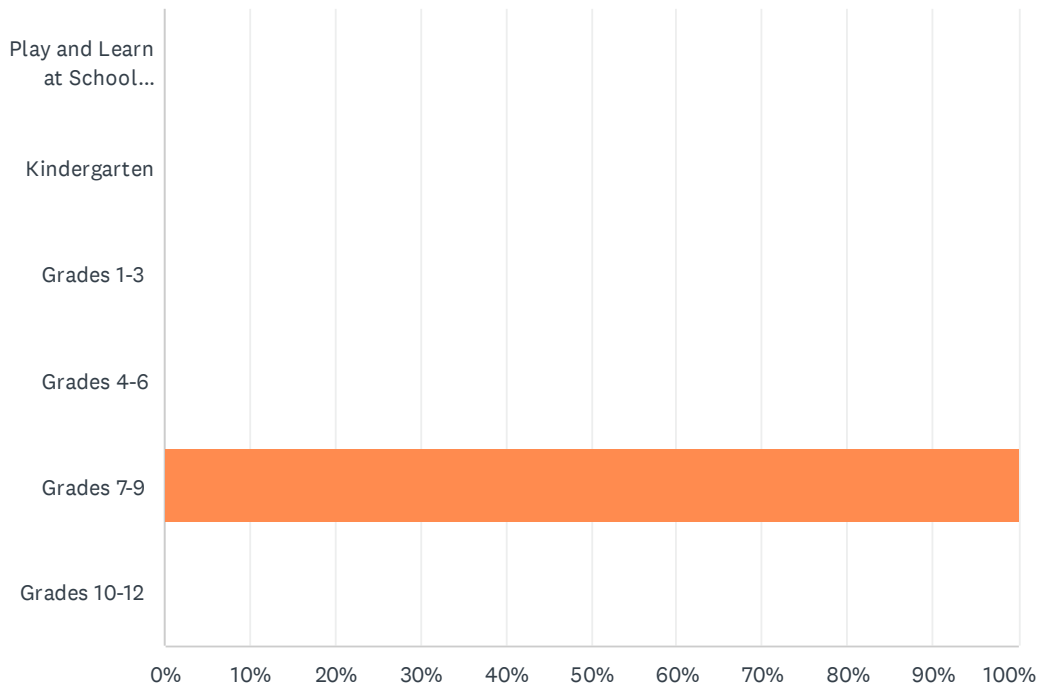
ANSWER CHOICES	RESPONSES	
A.L. Horton Elementary	0.00%	0
Andrew School	0.00%	0
Ardrossan Elementary	0.00%	0
Ardrossan Junior Senior High	100.00%	72
Bev Facey Community High	0.00%	0
Brentwood Elementary	0.00%	0
Bruderheim School	0.00%	0
Clover Bar Junior High	0.00%	0
Davidson Creek Elementary	0.00%	0
École Campbelltown	0.00%	0
École Parc Élémentaire	0.00%	0
F.R. Haythorne Junior High	0.00%	0
Fort Saskatchewan Christian	0.00%	0
Fort Saskatchewan Elementary	0.00%	0
Fort Saskatchewan High	0.00%	0
Fultonvale Elementary Junior High	0.00%	0
Glen Allan Elementary	0.00%	0
Heritage Hills Elementary	0.00%	0
James Mowat Elementary	0.00%	0
Lakeland Ridge	0.00%	0
Lamont Elementary	0.00%	0
Lamont High	0.00%	0
Mills Haven Elementary	0.00%	0
Mundare School	0.00%	0
Next Step/Outreach	0.00%	0
Pine Street Elementary	0.00%	0
Rudolph Hennig Junior High	0.00%	0
Salisbury Composite High	0.00%	0
Sherwood Heights Junior High	0.00%	0
SouthPointe School	0.00%	0
Strathcona Christian Academy Elementary	0.00%	0
Strathcona Christian Academy Secondary	0.00%	0

EIPS Parent Survey 2021-22

Uncas Elementary	0.00%	0
Vegreville Composite High	0.00%	0
Wes Hosford Elementary	0.00%	0
Westboro Elementary	0.00%	0
Win Ferguson Elementary	0.00%	0
Woodbridge Farms Elementary	0.00%	0
Home Education	0.00%	0
TOTAL		72

Q2 What grade is your child currently in?

Answered: 72 Skipped: 0



ANSWER CHOICES	RESPONSES	
Play and Learn at School (PALS)	0.00%	0
Kindergarten	0.00%	0
Grades 1-3	0.00%	0
Grades 4-6	0.00%	0
Grades 7-9	100.00%	72
Grades 10-12	0.00%	0
TOTAL		72

Q3 As a result of being in the Play and Learn at School (PALS) program, my child's demonstrating growth in their development.

Answered: 0 Skipped: 72

 No matching responses.

ANSWER CHOICES	RESPONSES
Strongly agree	0.00% 0
Agree	0.00% 0
Disagree	0.00% 0
Strongly disagree	0.00% 0
Don't know	0.00% 0
TOTAL	0

Q4 As a result of being in the Kindergarten program, my child's becoming ready to enter Grade 1.

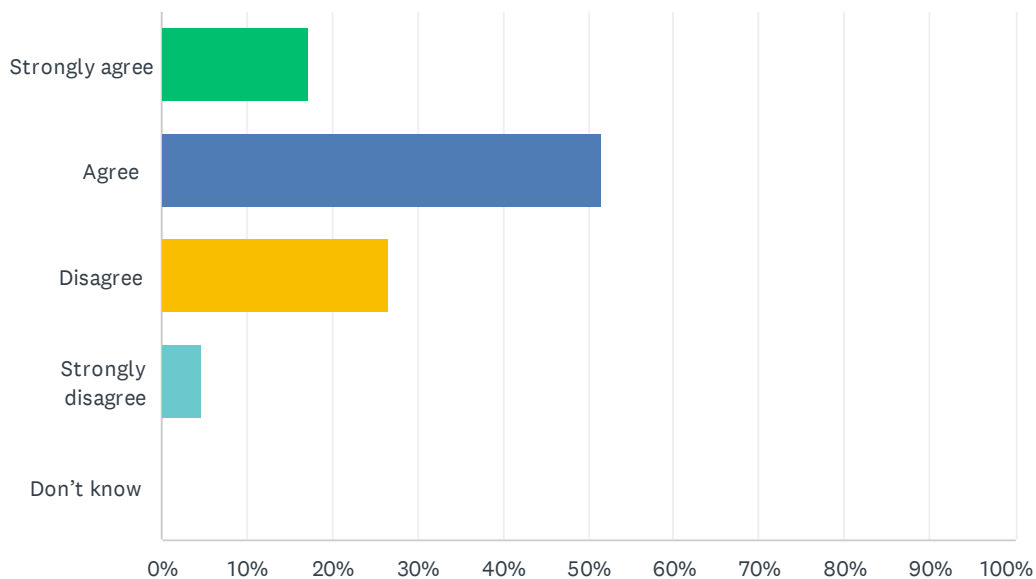
Answered: 0 Skipped: 72

 No matching responses.

ANSWER CHOICES	RESPONSES
Strongly agree	0.00% 0
Agree	0.00% 0
Disagree	0.00% 0
Strongly disagree	0.00% 0
Don't know	0.00% 0
TOTAL	0

Q5 My child's individual needs are met.

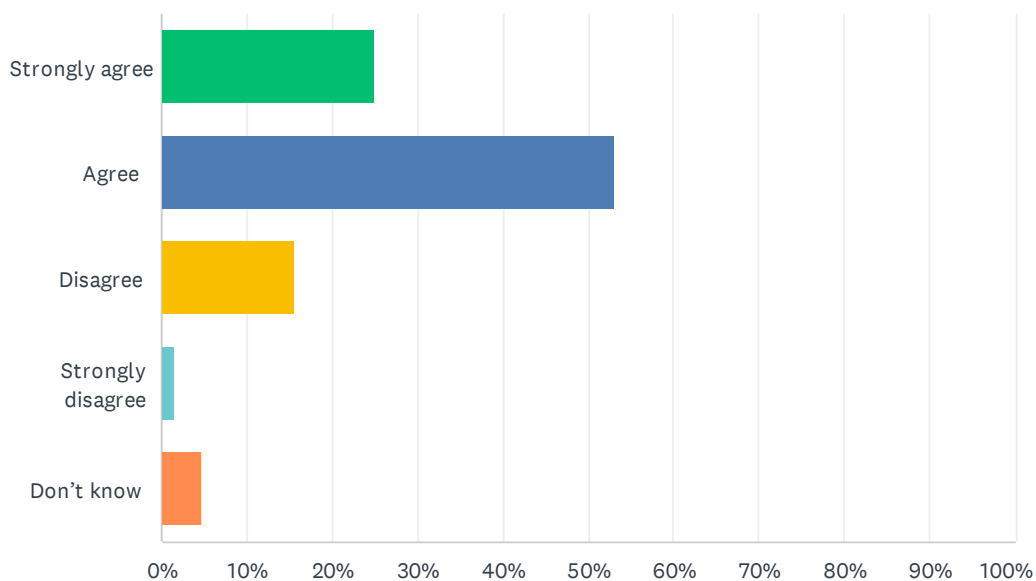
Answered: 64 Skipped: 8



ANSWER CHOICES	RESPONSES	
Strongly agree	17.19%	11
Agree	51.56%	33
Disagree	26.56%	17
Strongly disagree	4.69%	3
Don't know	0.00%	0
TOTAL		64

Q6 My child's encouraged to do their best.

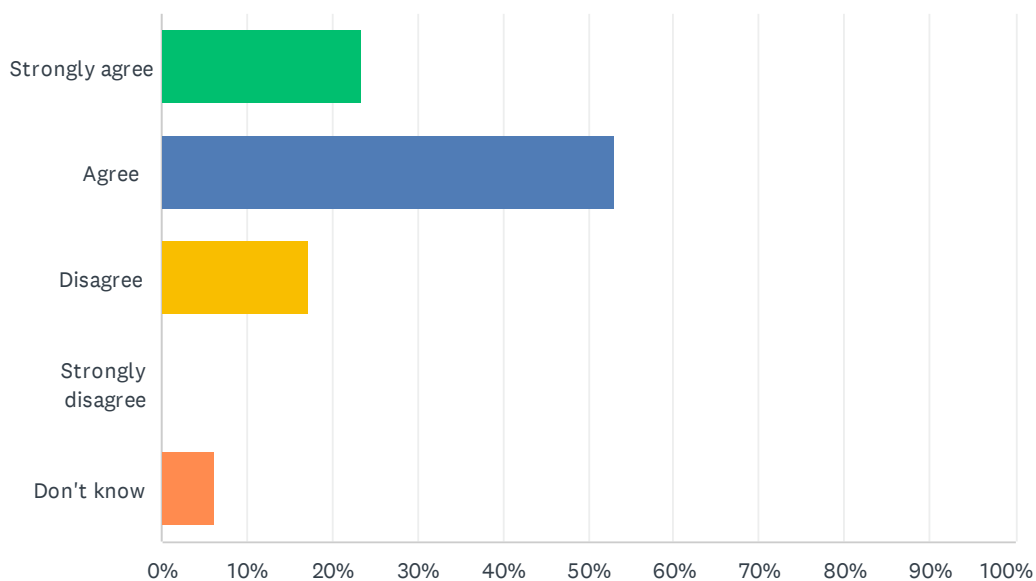
Answered: 64 Skipped: 8



ANSWER CHOICES	RESPONSES	
Strongly agree	25.00%	16
Agree	53.13%	34
Disagree	15.63%	10
Strongly disagree	1.56%	1
Don't know	4.69%	3
TOTAL		64

Q7 My child's demonstrating growth in literacy.

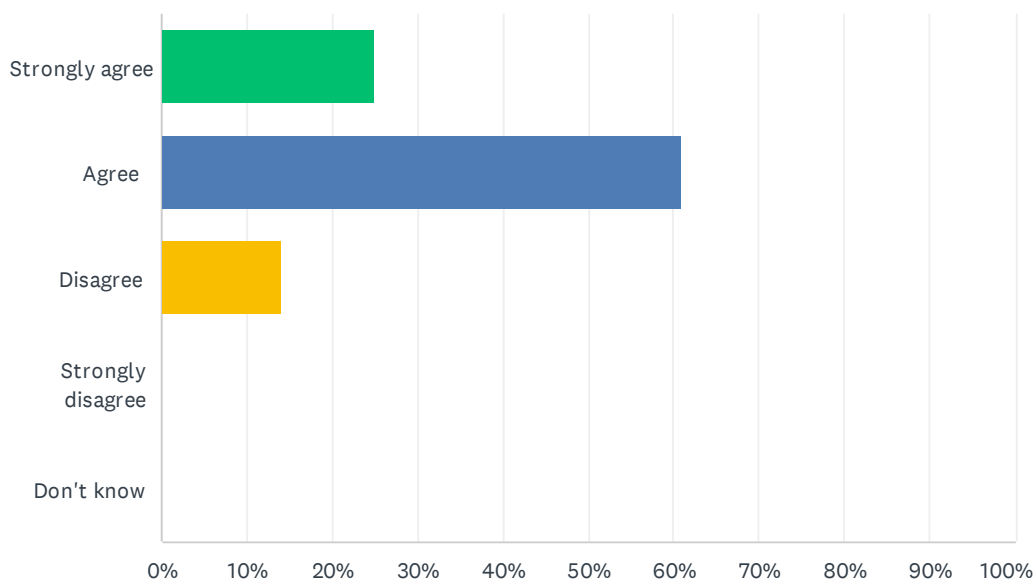
Answered: 64 Skipped: 8



ANSWER CHOICES	RESPONSES	
Strongly agree	23.44%	15
Agree	53.13%	34
Disagree	17.19%	11
Strongly disagree	0.00%	0
Don't know	6.25%	4
TOTAL		64

Q8 My child's demonstrating growth in numeracy.

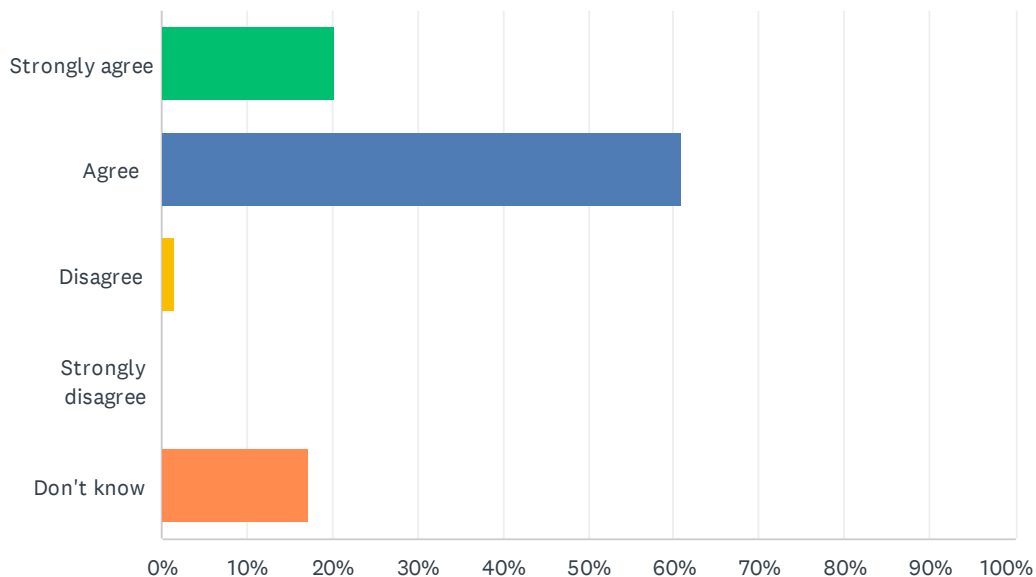
Answered: 64 Skipped: 8



ANSWER CHOICES	RESPONSES	
Strongly agree	25.00%	16
Agree	60.94%	39
Disagree	14.06%	9
Strongly disagree	0.00%	0
Don't know	0.00%	0
TOTAL		64

Q9 My child has an understanding of First Nations, Métis and Inuit culture and history.

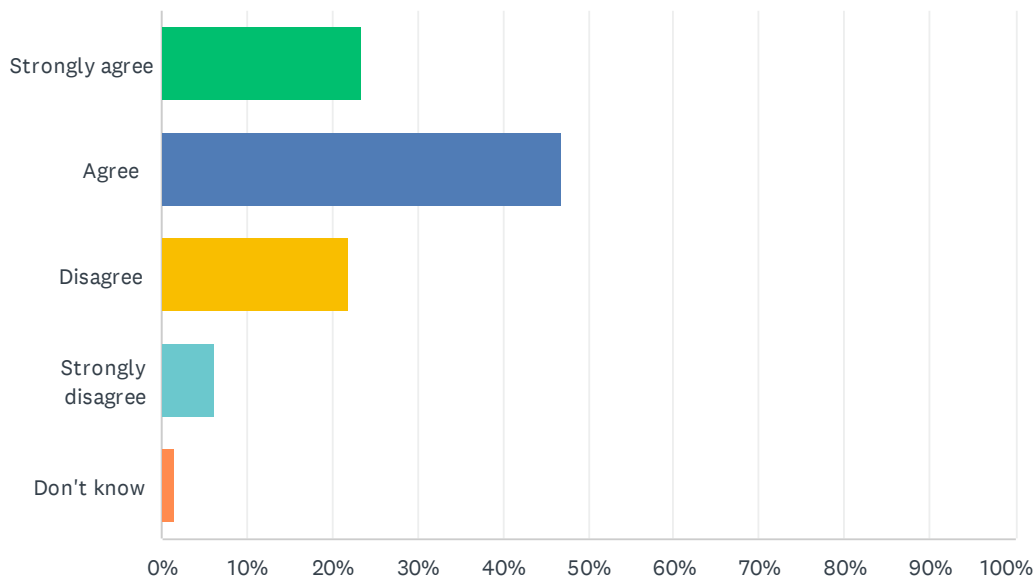
Answered: 64 Skipped: 8



ANSWER CHOICES	RESPONSES	
Strongly agree	20.31%	13
Agree	60.94%	39
Disagree	1.56%	1
Strongly disagree	0.00%	0
Don't know	17.19%	11
TOTAL		64

Q10 My child's learning the knowledge, skills and attitudes necessary to be successful in life.

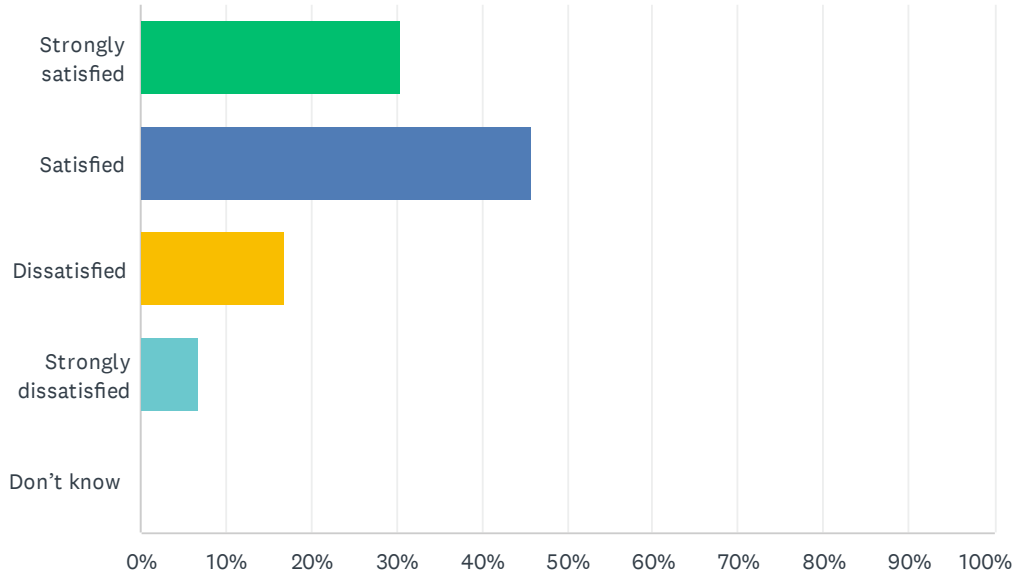
Answered: 64 Skipped: 8



ANSWER CHOICES	RESPONSES	
Strongly agree	23.44%	15
Agree	46.88%	30
Disagree	21.88%	14
Strongly disagree	6.25%	4
Don't know	1.56%	1
TOTAL		64

Q11 How satisfied are you with the quality of education your child's receiving at school?

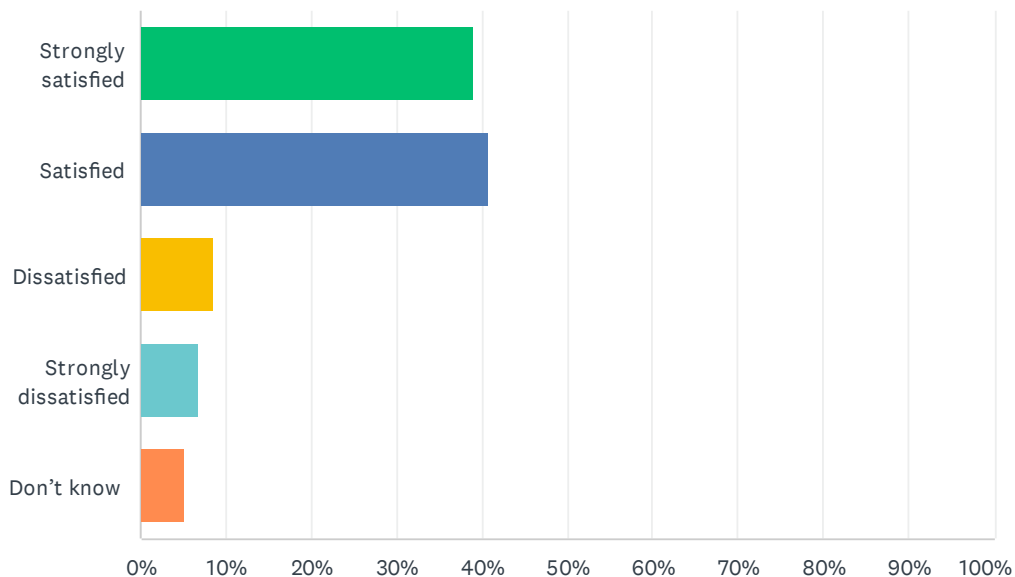
Answered: 59 Skipped: 13



ANSWER CHOICES	RESPONSES	
Strongly satisfied	30.51%	18
Satisfied	45.76%	27
Dissatisfied	16.95%	10
Strongly dissatisfied	6.78%	4
Don't know	0.00%	0
TOTAL		59

Q12 How satisfied are you with the quality of teaching at your child's school?

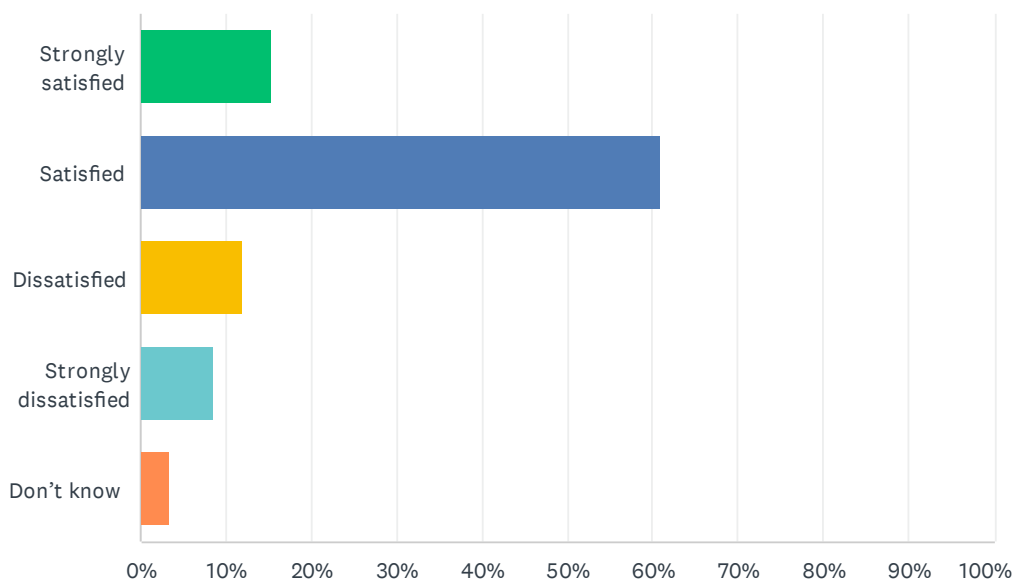
Answered: 59 Skipped: 13



ANSWER CHOICES	RESPONSES	
Strongly satisfied	38.98%	23
Satisfied	40.68%	24
Dissatisfied	8.47%	5
Strongly dissatisfied	6.78%	4
Don't know	5.08%	3
TOTAL		59

Q13 How satisfied are you with the leadership at your child's school?

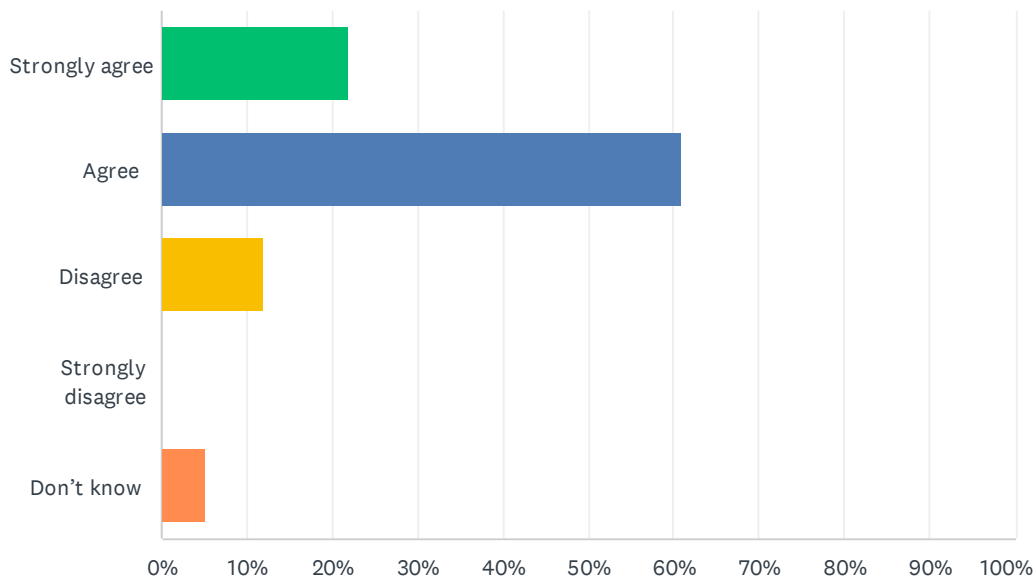
Answered: 59 Skipped: 13



ANSWER CHOICES	RESPONSES	
Strongly satisfied	15.25%	9
Satisfied	61.02%	36
Dissatisfied	11.86%	7
Strongly dissatisfied	8.47%	5
Don't know	3.39%	2
TOTAL		59

Q14 My child’s school encourages my child to be a responsible, respectful and engaged citizen.

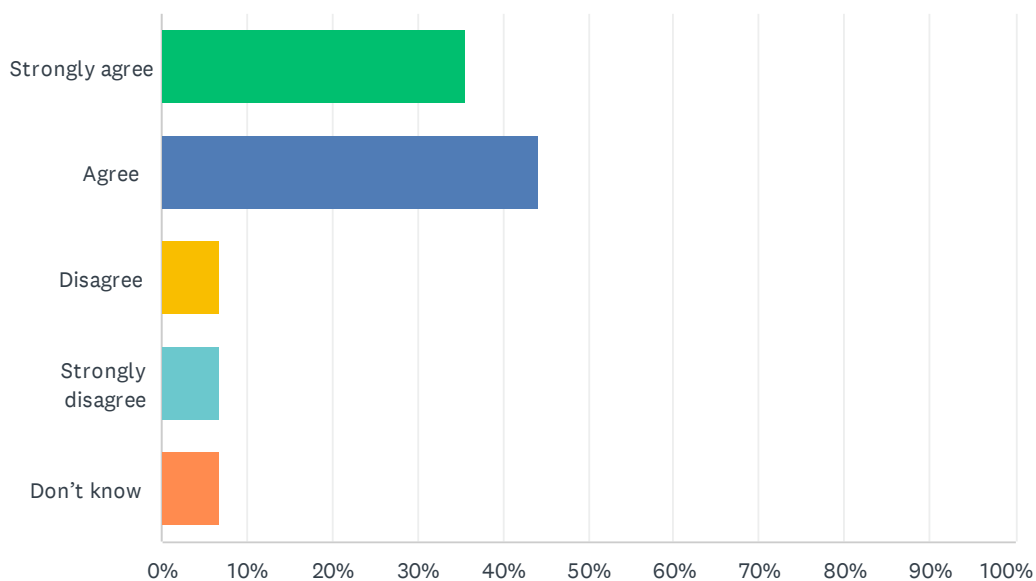
Answered: 59 Skipped: 13



ANSWER CHOICES	RESPONSES	
Strongly agree	22.03%	13
Agree	61.02%	36
Disagree	11.86%	7
Strongly disagree	0.00%	0
Don't know	5.08%	3
TOTAL		59

Q15 School staff care about my child.

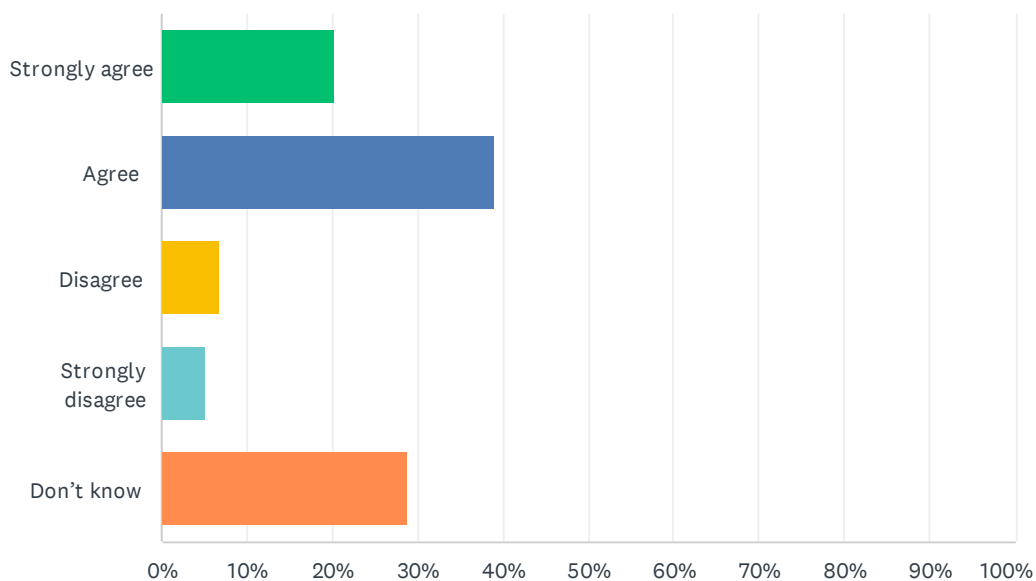
Answered: 59 Skipped: 13



ANSWER CHOICES	RESPONSES	
Strongly agree	35.59%	21
Agree	44.07%	26
Disagree	6.78%	4
Strongly disagree	6.78%	4
Don't know	6.78%	4
TOTAL		59

Q16 My child's school handles discipline fairly and reasonably.

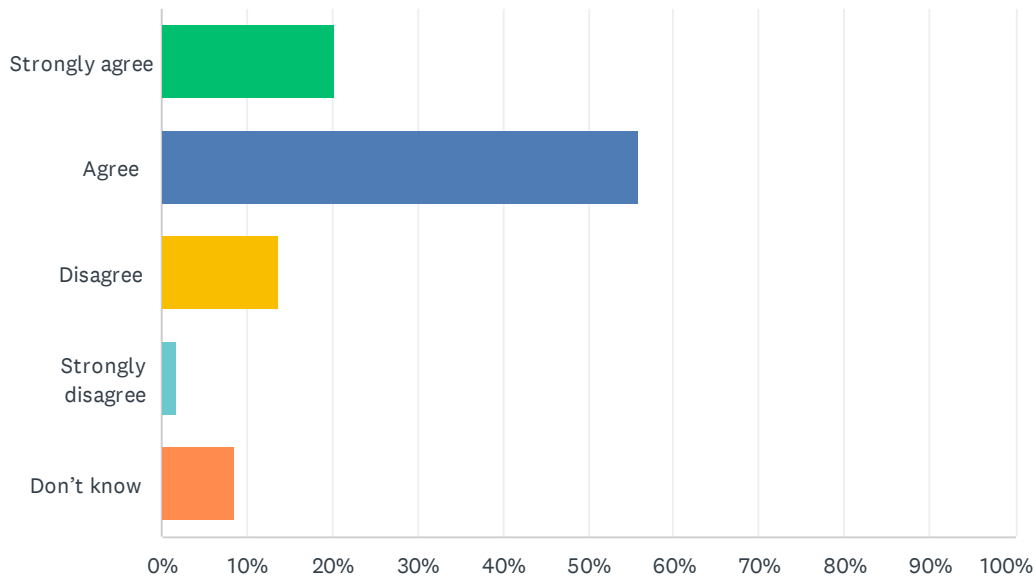
Answered: 59 Skipped: 13



ANSWER CHOICES	RESPONSES	
Strongly agree	20.34%	12
Agree	38.98%	23
Disagree	6.78%	4
Strongly disagree	5.08%	3
Don't know	28.81%	17
TOTAL		59

Q17 My child's school is safe.

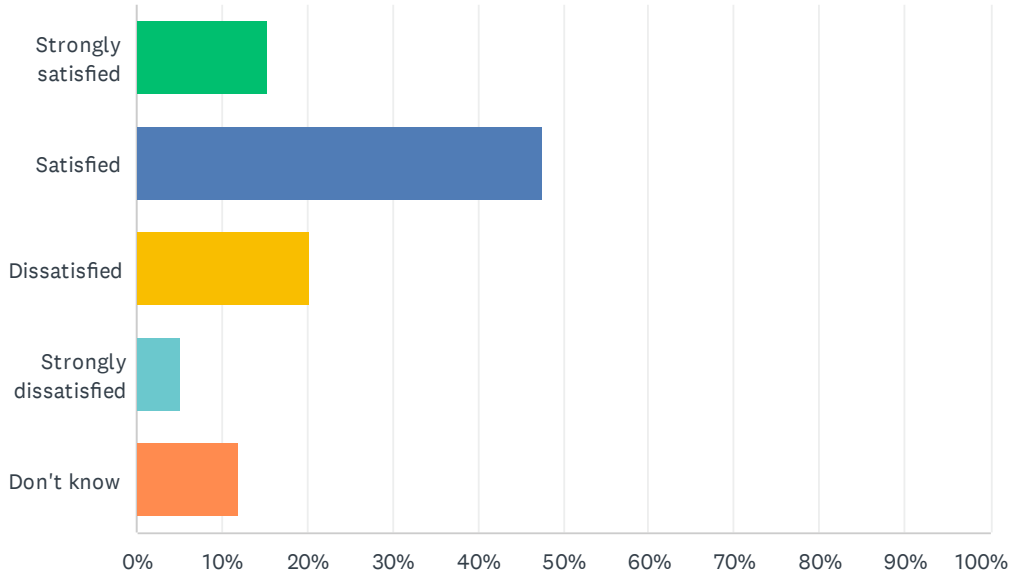
Answered: 59 Skipped: 13



ANSWER CHOICES	RESPONSES	
Strongly agree	20.34%	12
Agree	55.93%	33
Disagree	13.56%	8
Strongly disagree	1.69%	1
Don't know	8.47%	5
TOTAL		59

Q18 How satisfied are you with the resources available to support your child's learning?

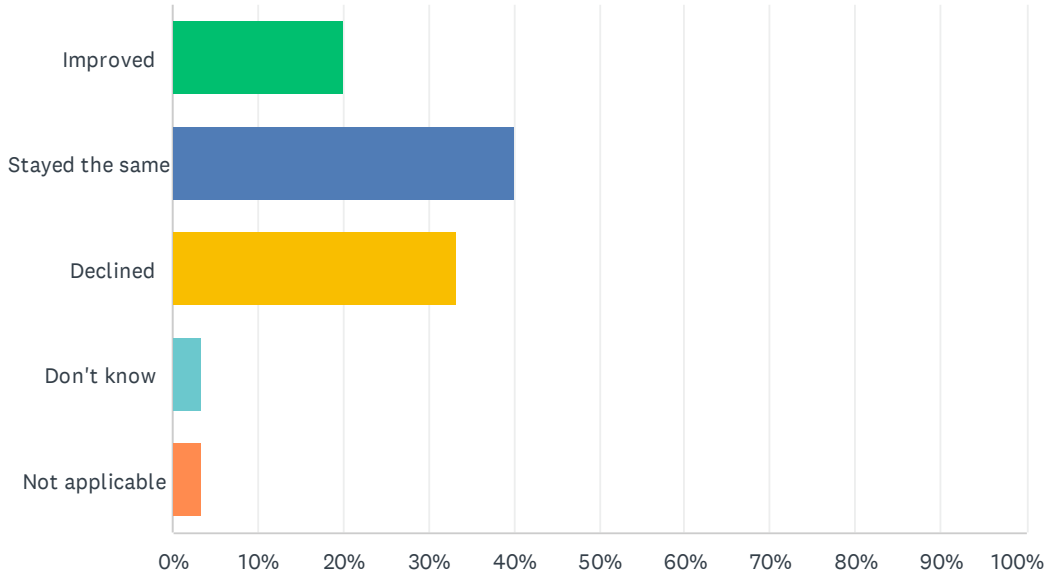
Answered: 59 Skipped: 13



ANSWER CHOICES	RESPONSES	
Strongly satisfied	15.25%	9
Satisfied	47.46%	28
Dissatisfied	20.34%	12
Strongly dissatisfied	5.08%	3
Don't know	11.86%	7
TOTAL		59

Q19 In your opinion, has the quality of education your child experienced improved, stayed the same or declined in the past three years?

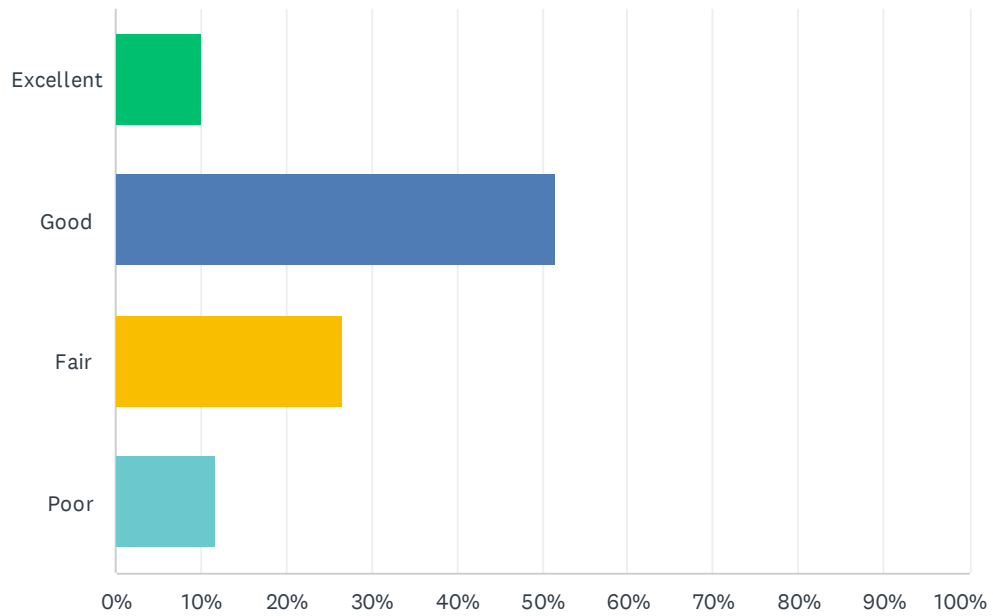
Answered: 60 Skipped: 12



ANSWER CHOICES	RESPONSES	
Improved	20.00%	12
Stayed the same	40.00%	24
Declined	33.33%	20
Don't know	3.33%	2
Not applicable	3.33%	2
TOTAL		60

Q20 How do you rate the physical condition of your child's school?

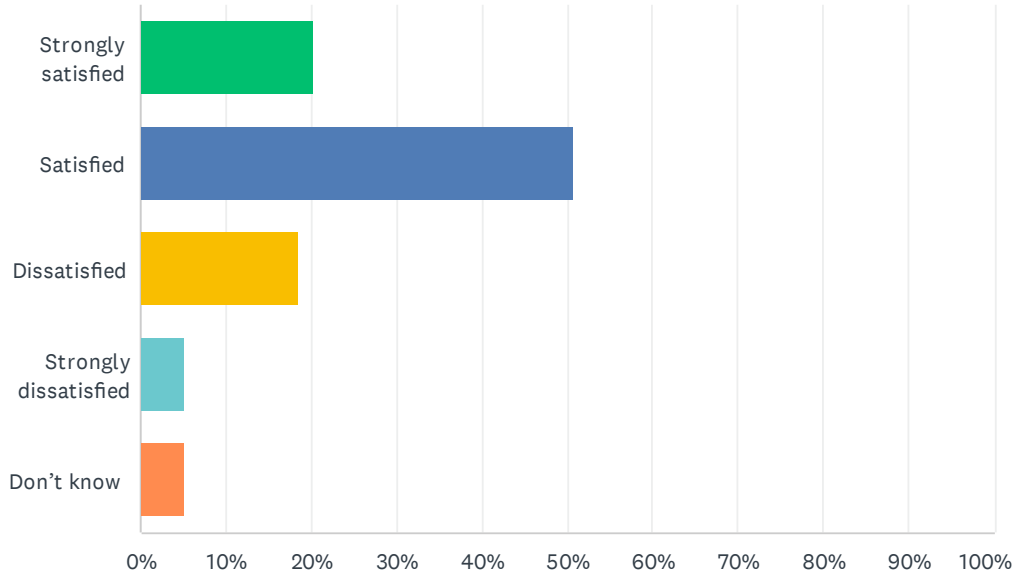
Answered: 60 Skipped: 12



ANSWER CHOICES	RESPONSES	
Excellent	10.00%	6
Good	51.67%	31
Fair	26.67%	16
Poor	11.67%	7
TOTAL		60

Q21 How satisfied are you with the opportunities provided to be involved in your child's education?

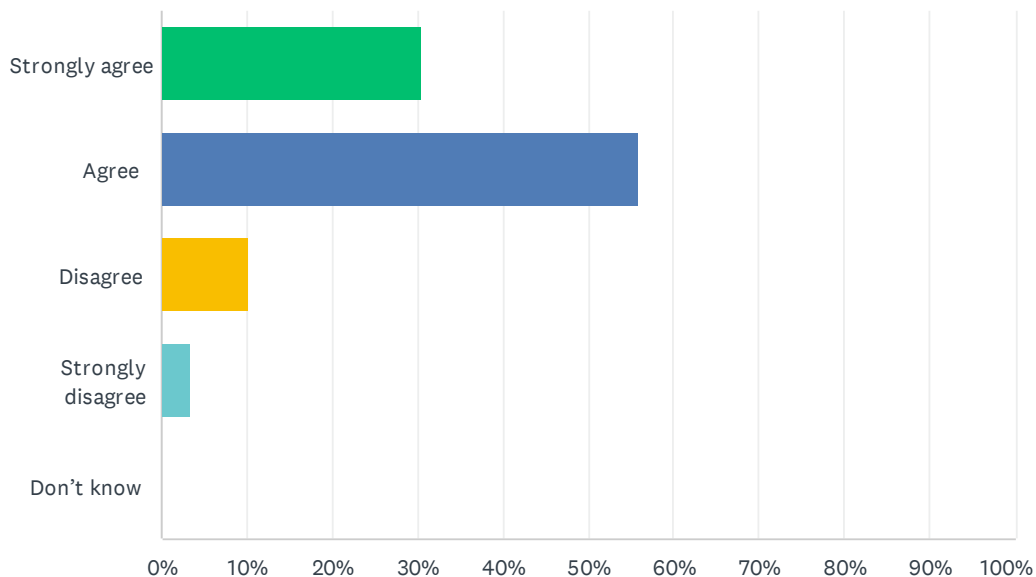
Answered: 59 Skipped: 13



ANSWER CHOICES	RESPONSES	
Strongly satisfied	20.34%	12
Satisfied	50.85%	30
Dissatisfied	18.64%	11
Strongly dissatisfied	5.08%	3
Don't know	5.08%	3
TOTAL		59

Q22 The school keeps me informed about my child's progress and achievement.

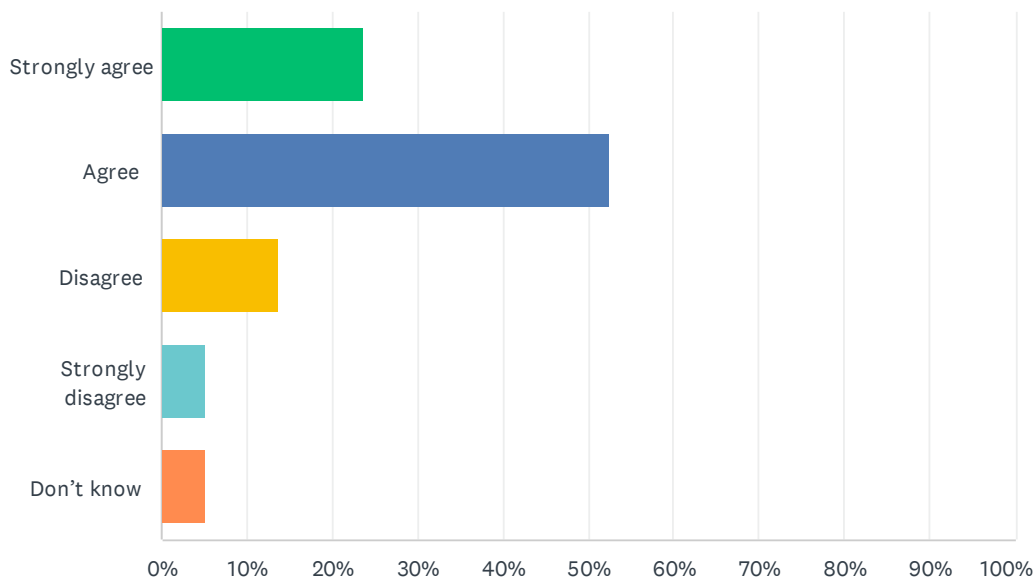
Answered: 59 Skipped: 13



ANSWER CHOICES	RESPONSES	
Strongly agree	30.51%	18
Agree	55.93%	33
Disagree	10.17%	6
Strongly disagree	3.39%	2
Don't know	0.00%	0
TOTAL		59

Q23 There is open and honest communication within my child's school.

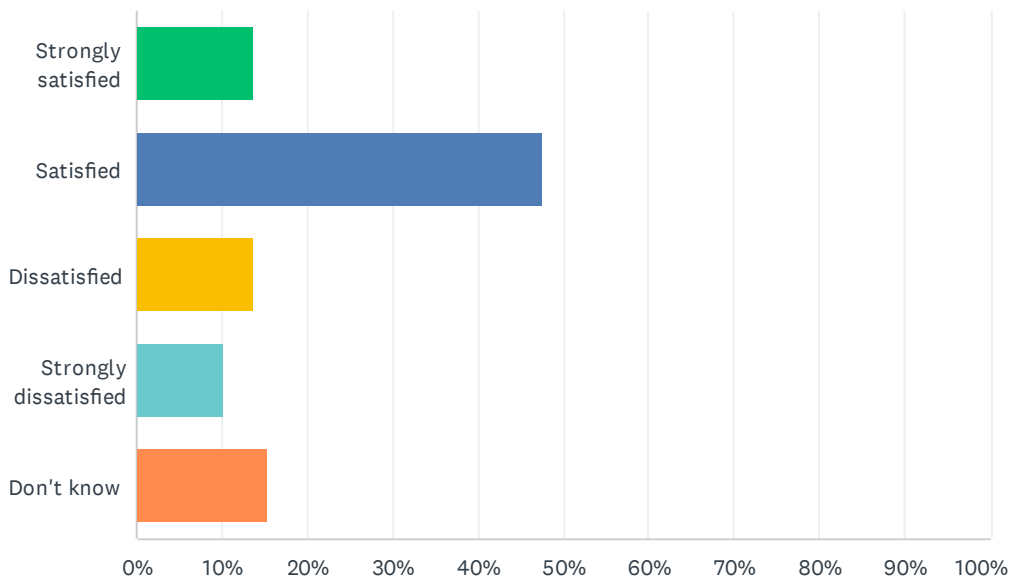
Answered: 59 Skipped: 13



ANSWER CHOICES	RESPONSES	
Strongly agree	23.73%	14
Agree	52.54%	31
Disagree	13.56%	8
Strongly disagree	5.08%	3
Don't know	5.08%	3
TOTAL		59

Q24 How satisfied are you with the Division’s commitment to engaging families in matters that affect public education?

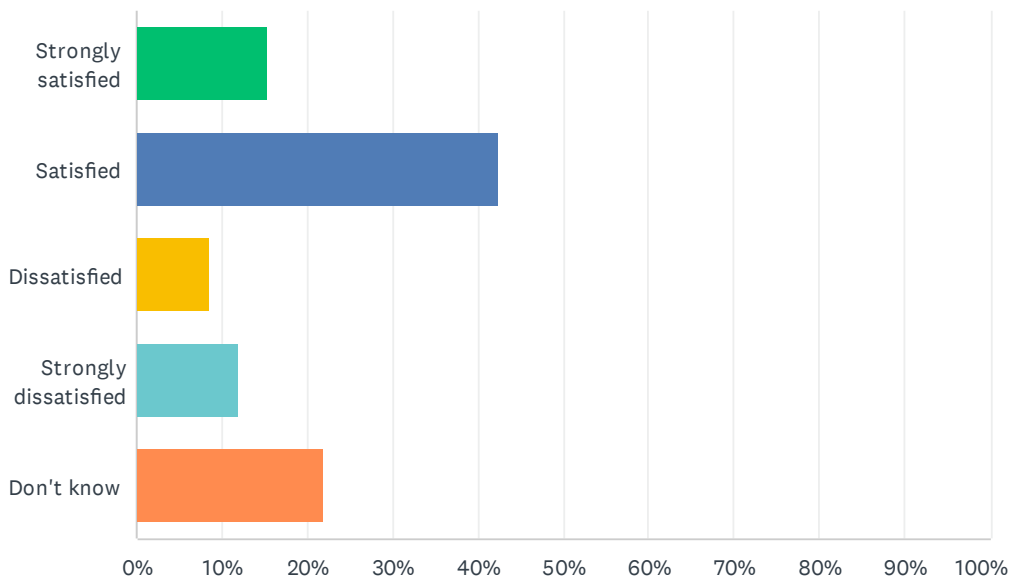
Answered: 59 Skipped: 13



ANSWER CHOICES	RESPONSES	
Strongly satisfied	13.56%	8
Satisfied	47.46%	28
Dissatisfied	13.56%	8
Strongly dissatisfied	10.17%	6
Don't know	15.25%	9
TOTAL		59

Q25 How satisfied are you with the Division’s commitment to advocating for public education?

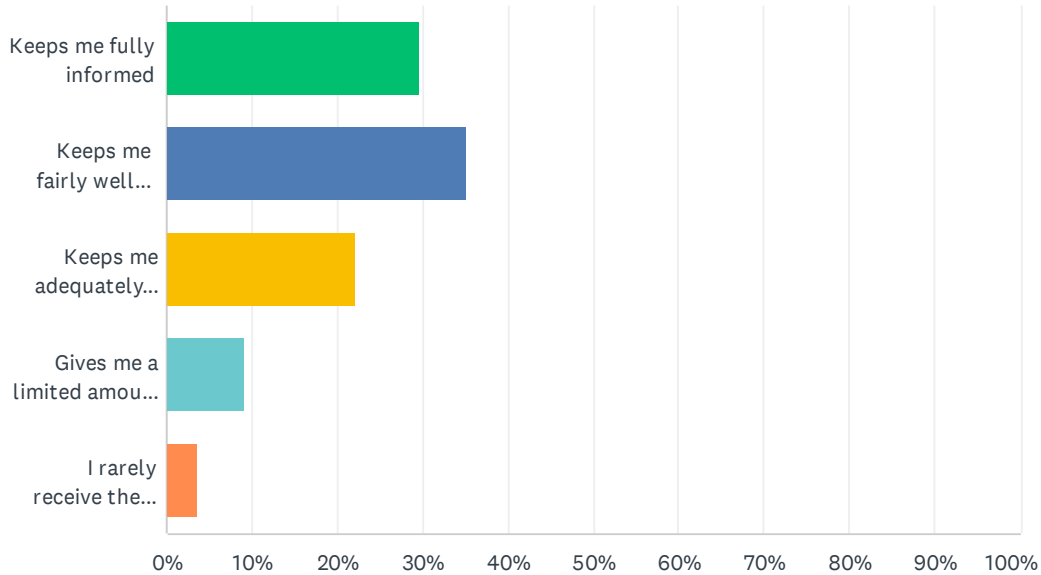
Answered: 59 Skipped: 13



ANSWER CHOICES	RESPONSES	
Strongly satisfied	15.25%	9
Satisfied	42.37%	25
Dissatisfied	8.47%	5
Strongly dissatisfied	11.86%	7
Don't know	22.03%	13
TOTAL		59

Q26 Elk Island Public Schools appreciates the opportunity to stay connected with parents about news, activities, programs and other matters of importance. What is your impression of the communication you receive from your child's school?

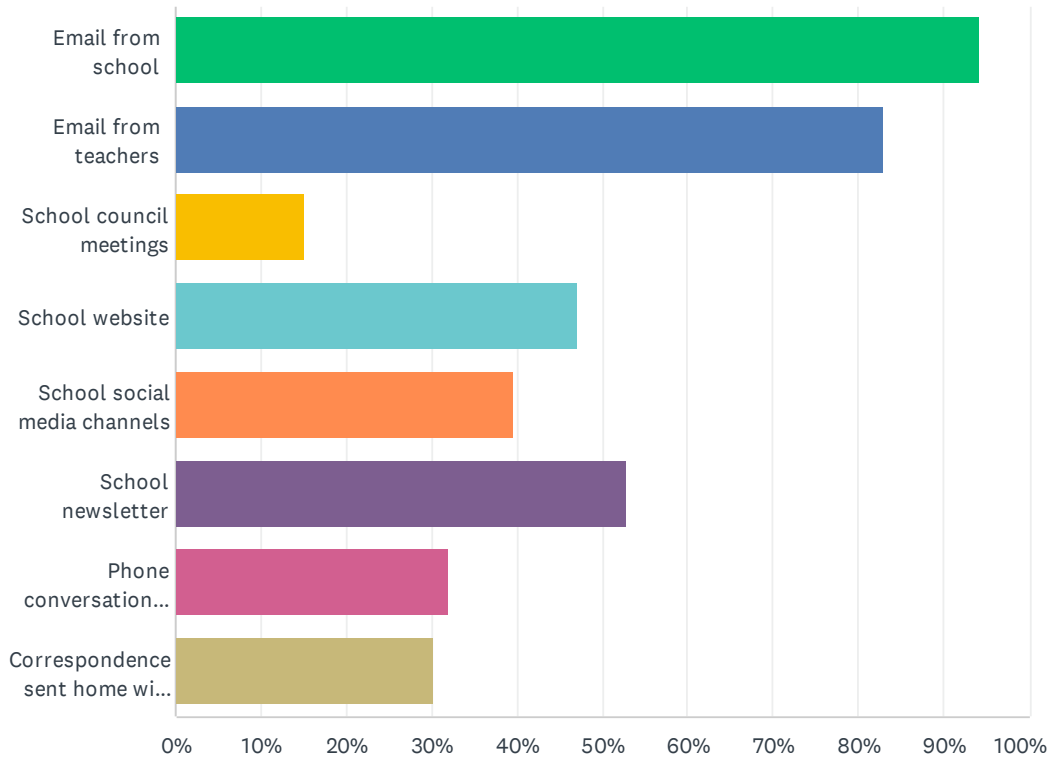
Answered: 54 Skipped: 18



ANSWER CHOICES	RESPONSES	
Keeps me fully informed	29.63%	16
Keeps me fairly well informed	35.19%	19
Keeps me adequately informed	22.22%	12
Gives me a limited amount of information	9.26%	5
I rarely receive the information I need	3.70%	2
TOTAL		54

Q27 Do you regularly make use of the following to keep up to date on school activities, programs, etc.? Check all that apply.

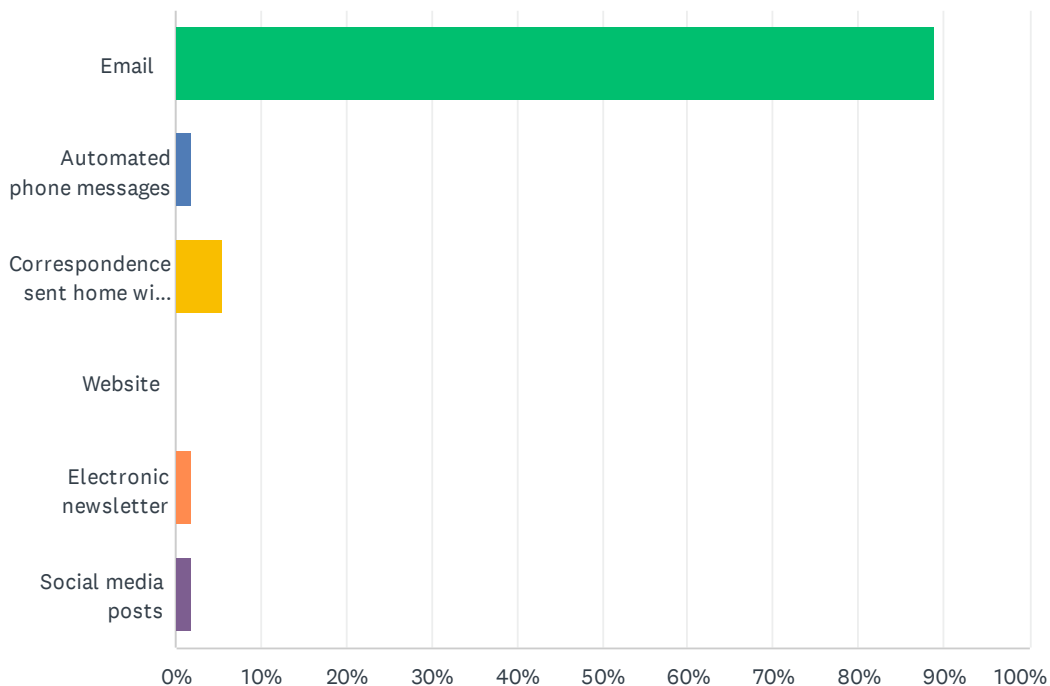
Answered: 53 Skipped: 19



ANSWER CHOICES	RESPONSES	
Email from school	94.34%	50
Email from teachers	83.02%	44
School council meetings	15.09%	8
School website	47.17%	25
School social media channels	39.62%	21
School newsletter	52.83%	28
Phone conversations with the school or teachers	32.08%	17
Correspondence sent home with my child	30.19%	16
Total Respondents: 53		

Q28 What is your most preferred method of communication from the school and Division?

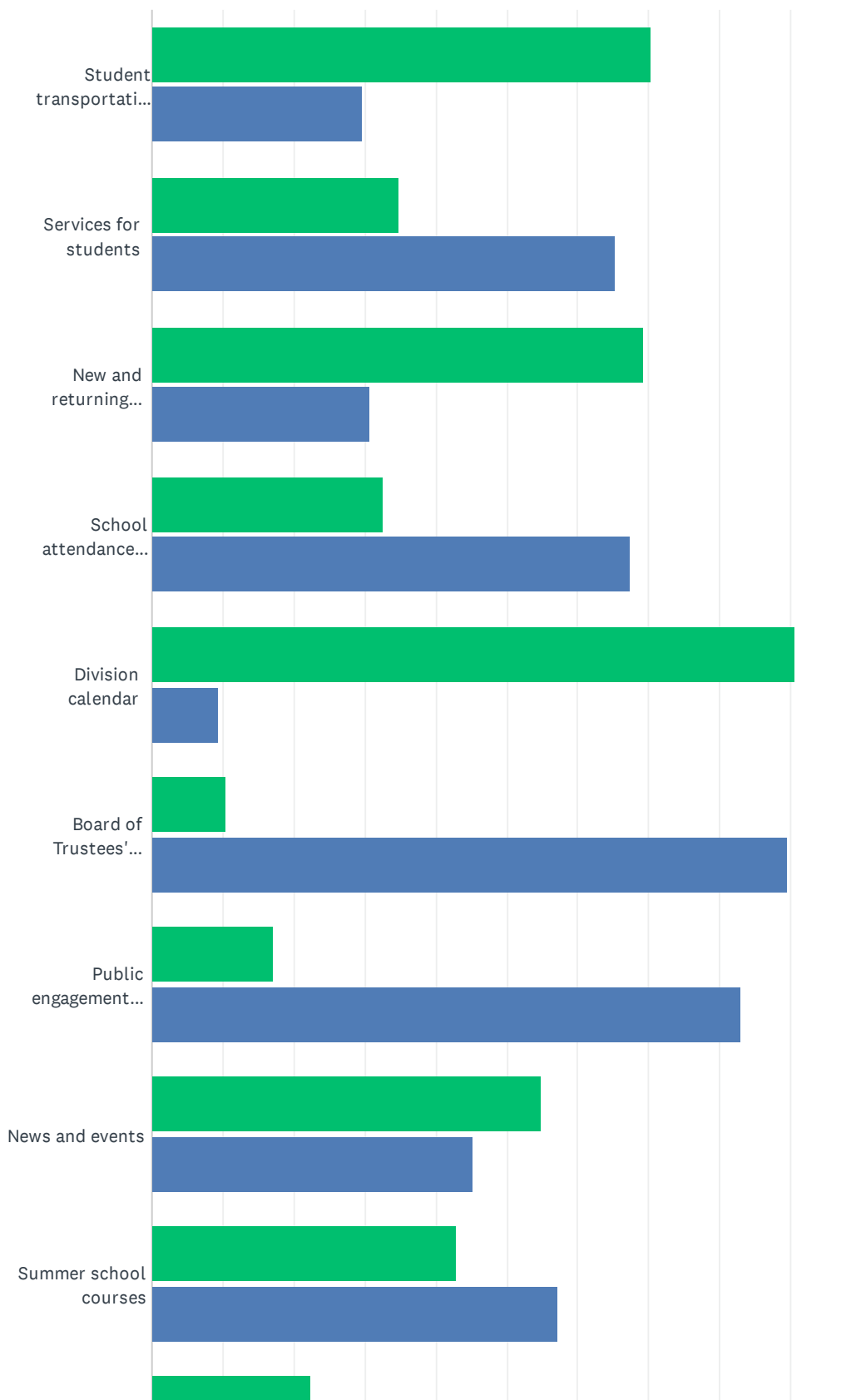
Answered: 54 Skipped: 18



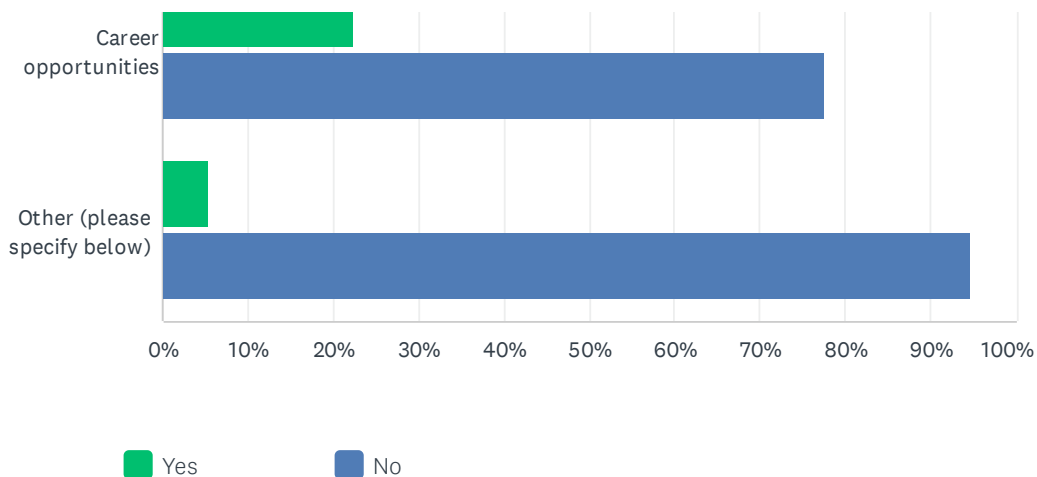
ANSWER CHOICES	RESPONSES	
Email	88.89%	48
Automated phone messages	1.85%	1
Correspondence sent home with my child	5.56%	3
Website	0.00%	0
Electronic newsletter	1.85%	1
Social media posts	1.85%	1
TOTAL		54

Q29 Do you visit the Division website (www.eips.ca) for information on:

Answered: 54 Skipped: 18



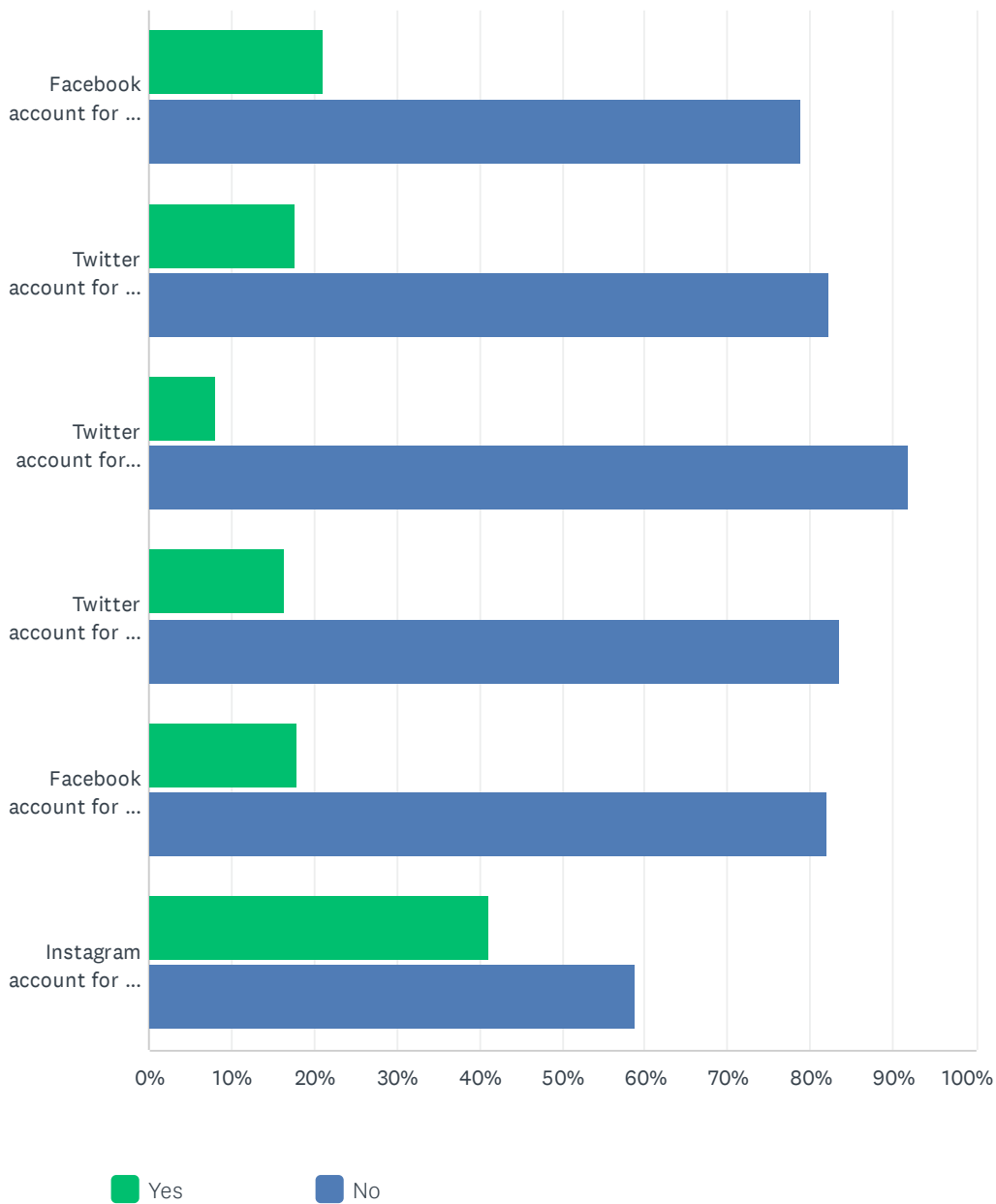
EIPS Parent Survey 2021-22



	YES	NO	TOTAL	WEIGHTED AVERAGE
Student transportation (busing)	70.37% 38	29.63% 16	54	1.70
Services for students	34.69% 17	65.31% 32	49	1.35
New and returning student registration	69.23% 36	30.77% 16	52	1.69
School attendance boundaries	32.65% 16	67.35% 33	49	1.33
Division calendar	90.57% 48	9.43% 5	53	1.91
Board of Trustees' meetings	10.42% 5	89.58% 43	48	1.10
Public engagement initiatives	17.02% 8	82.98% 39	47	1.17
News and events	54.90% 28	45.10% 23	51	1.55
Summer school courses	42.86% 21	57.14% 28	49	1.43
Career opportunities	22.45% 11	77.55% 38	49	1.22
Other (please specify below)	5.41% 2	94.59% 35	37	1.05

Q30 The Division and schools often share news and information on social media. Do you follow:

Answered: 53 Skipped: 19



EIPS Parent Survey 2021-22

	YES	NO	TOTAL	WEIGHTED AVERAGE
Facebook account for the Division (@ElkIslandPublicSchools)	21.15% 11	78.85% 41	52	1.21
Twitter account for the Division (@eips)	17.65% 9	82.35% 42	51	1.18
Twitter account for EIPS Student Transportation (@eipsST)	8.00% 4	92.00% 46	50	1.08
Twitter account for my child's school, if applicable	16.33% 8	83.67% 41	49	1.16
Facebook account for my child's school, if applicable	18.00% 9	82.00% 41	50	1.18
Instagram account for my child's school, if applicable	41.18% 21	58.82% 30	51	1.41