


Q1 What school does your child currently attend? For out-of-school learners, what is your child's home school?

Answered: 120 Skipped: 0



EIPS Parent Survey 2020-21



EIPS Parent Survey 2020-21

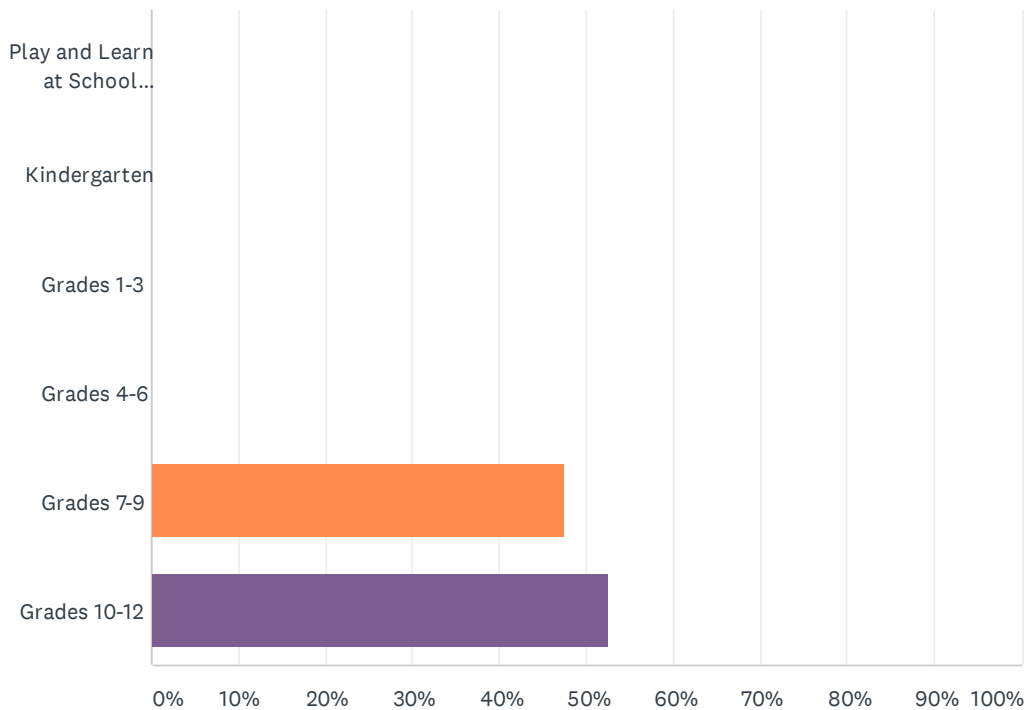
ANSWER CHOICES	RESPONSES	
A.L. Horton Elementary	0.00%	0
Andrew School	0.00%	0
Ardrossan Elementary	0.00%	0
Ardrossan Junior Senior High	100.00%	120
Bev Facey Community High	0.00%	0
Brentwood Elementary	0.00%	0
Bruderheim School	0.00%	0
Clover Bar Junior High	0.00%	0
Davidson Creek Elementary	0.00%	0
École Campbelltown	0.00%	0
École Parc Élémentaire	0.00%	0
F.R. Haythorne Junior High	0.00%	0
Fort Saskatchewan Christian	0.00%	0
Fort Saskatchewan Elementary	0.00%	0
Fort Saskatchewan High	0.00%	0
Fultonvale Elementary Junior High	0.00%	0
Glen Allan Elementary	0.00%	0
Heritage Hills Elementary	0.00%	0
James Mowat Elementary	0.00%	0
Lakeland Ridge	0.00%	0
Lamont Elementary	0.00%	0
Lamont High	0.00%	0
Mills Haven Elementary	0.00%	0
Mundare School	0.00%	0
Next Step/Outreach	0.00%	0
Pine Street Elementary	0.00%	0
Rudolph Hennig Junior High	0.00%	0
Salisbury Composite High	0.00%	0
Sherwood Heights Junior High	0.00%	0
SouthPointe School	0.00%	0
Strathcona Christian Academy Elementary	0.00%	0
Strathcona Christian Academy Secondary	0.00%	0
Uncas Elementary	0.00%	0

EIPS Parent Survey 2020-21

Vegreville Composite High	0.00%	0
Wes Hosford Elementary	0.00%	0
Westboro Elementary	0.00%	0
Win Ferguson Elementary	0.00%	0
Woodbridge Farms Elementary	0.00%	0
TOTAL		120

Q2 What grade is your child currently in?

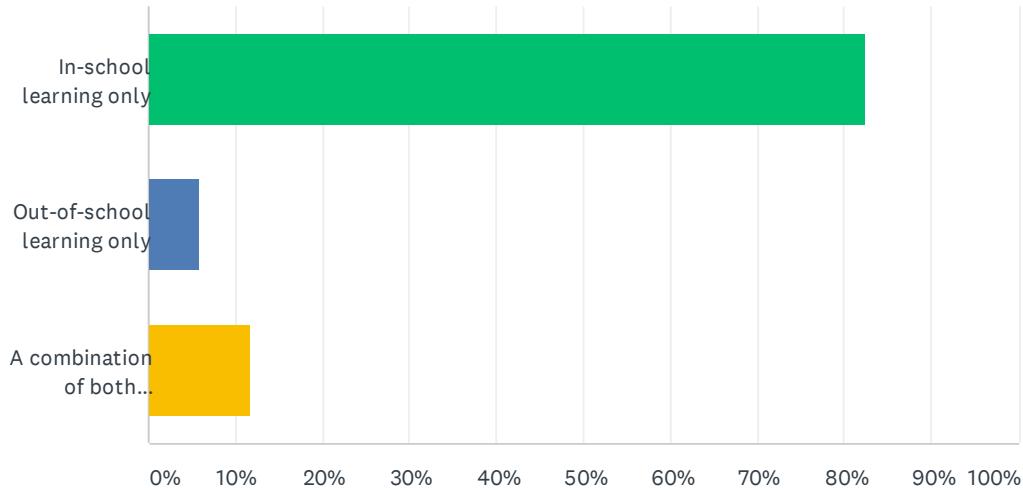
Answered: 120 Skipped: 0



ANSWER CHOICES	RESPONSES	
Play and Learn at School (PALS)	0.00%	0
Kindergarten	0.00%	0
Grades 1-3	0.00%	0
Grades 4-6	0.00%	0
Grades 7-9	47.50%	57
Grades 10-12	52.50%	63
TOTAL		120

Q3 A number of times this year, you could choose in-school or out-of-school learning for your child. What type of learning did you choose for you child this year?When answering this question, disregard the requirement to move to out-of-school learning when mandated by the Government of Alberta or if your child was required to temporarily self-isolate after being identified as a close contact of a confirmed case of COVID-19.

Answered: 120 Skipped: 0



ANSWER CHOICES	RESPONSES	
In-school learning only	82.50%	99
Out-of-school learning only	5.83%	7
A combination of both in-school and out-of-school learning	11.67%	14
TOTAL		120

Q4 As a result of being in the Play and Learn at School (PALS) program, my child's demonstrating growth in their development.

Answered: 0 Skipped: 120

 No matching responses.

ANSWER CHOICES	RESPONSES
Strongly agree	0.00% 0
Agree	0.00% 0
Disagree	0.00% 0
Strongly disagree	0.00% 0
Don't know	0.00% 0
TOTAL	0

Q5 As a result of being in the Kindergarten program, my child's becoming ready to enter Grade 1.

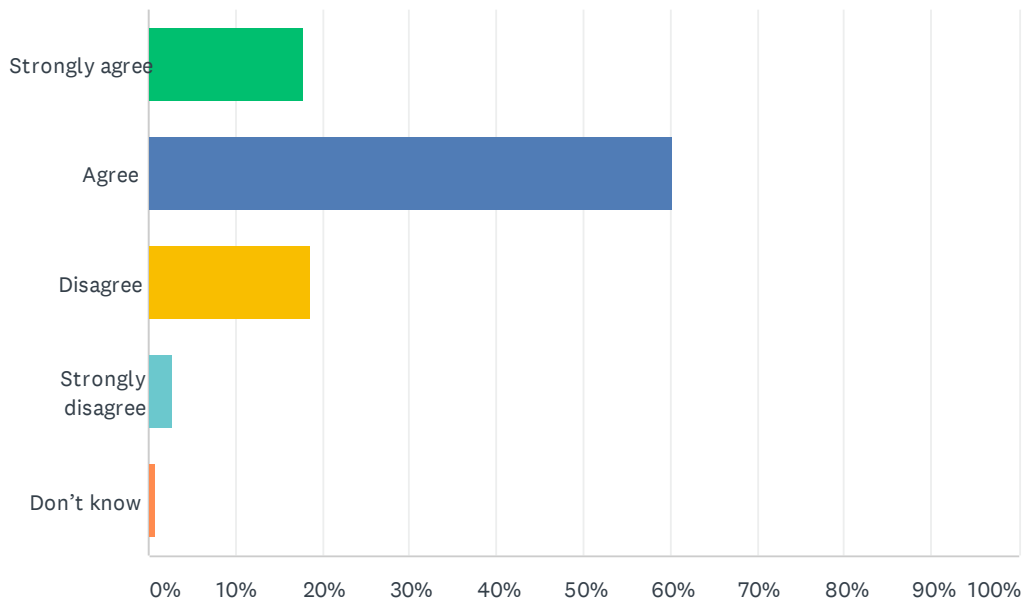
Answered: 0 Skipped: 120

 No matching responses.

ANSWER CHOICES	RESPONSES
Strongly agree	0.00% 0
Agree	0.00% 0
Disagree	0.00% 0
Strongly disagree	0.00% 0
Don't know	0.00% 0
TOTAL	0

Q6 My child's individual needs are met.

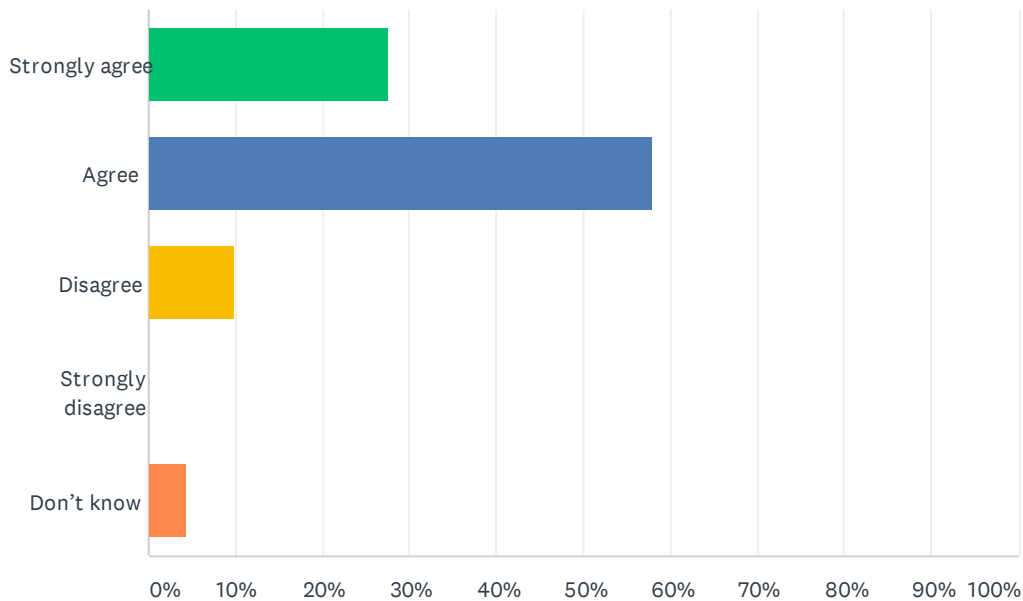
Answered: 113 Skipped: 7



ANSWER CHOICES	RESPONSES	
Strongly agree	17.70%	20
Agree	60.18%	68
Disagree	18.58%	21
Strongly disagree	2.65%	3
Don't know	0.88%	1
TOTAL		113

Q7 My child's encouraged to do their best.

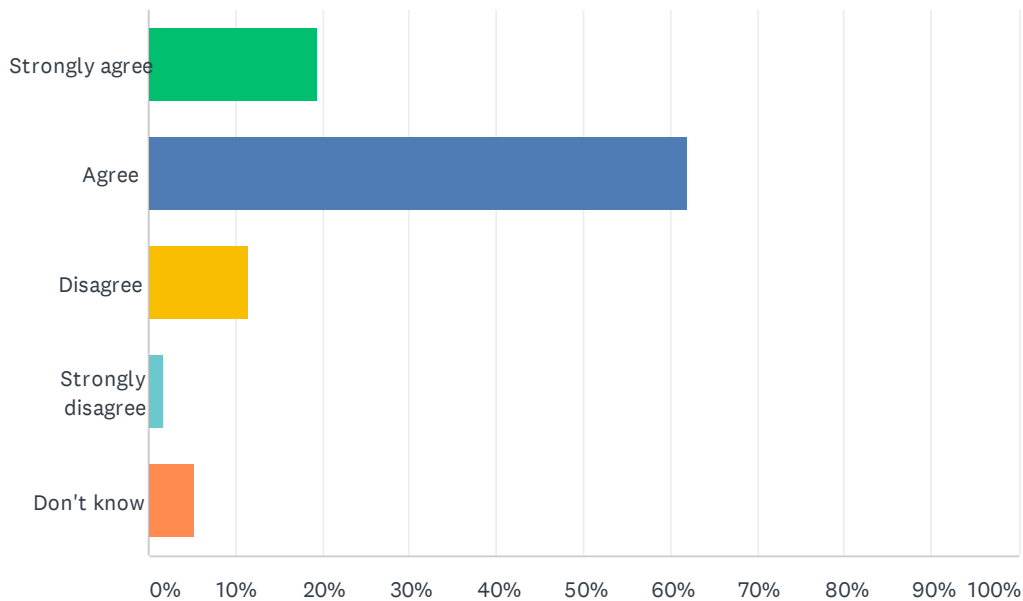
Answered: 112 Skipped: 8



ANSWER CHOICES	RESPONSES	
Strongly agree	27.68%	31
Agree	58.04%	65
Disagree	9.82%	11
Strongly disagree	0.00%	0
Don't know	4.46%	5
TOTAL		112

Q8 My child's demonstrating growth in literacy.

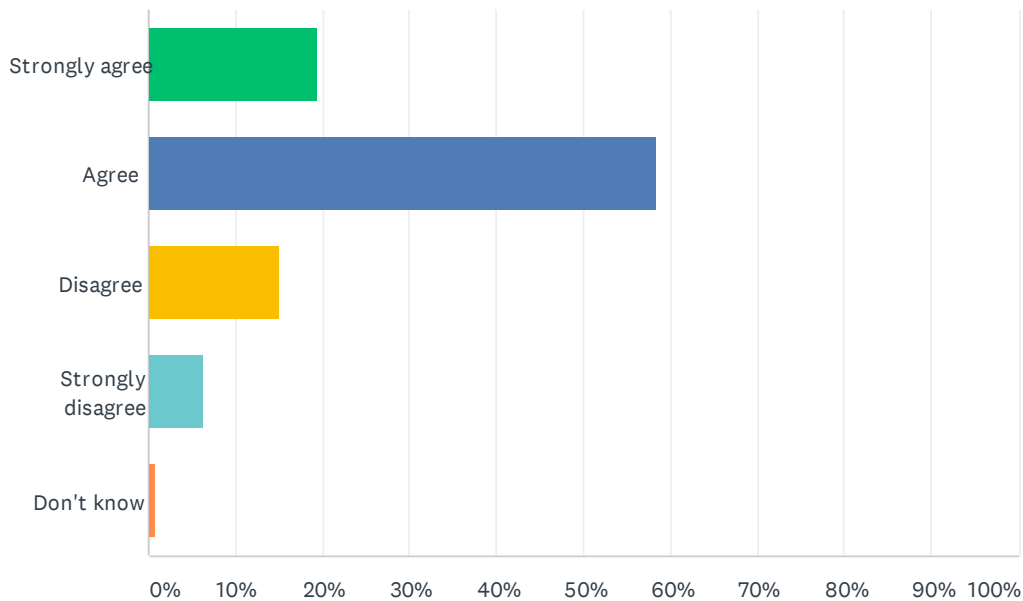
Answered: 113 Skipped: 7



ANSWER CHOICES	RESPONSES	
Strongly agree	19.47%	22
Agree	61.95%	70
Disagree	11.50%	13
Strongly disagree	1.77%	2
Don't know	5.31%	6
TOTAL		113

Q9 My child's demonstrating growth in numeracy.

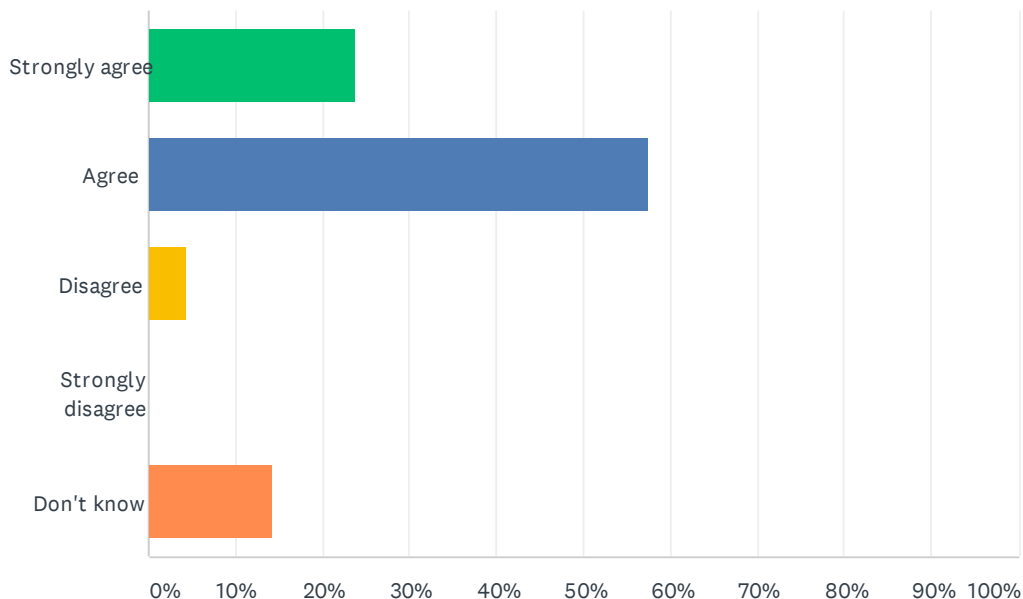
Answered: 113 Skipped: 7



ANSWER CHOICES	RESPONSES	
Strongly agree	19.47%	22
Agree	58.41%	66
Disagree	15.04%	17
Strongly disagree	6.19%	7
Don't know	0.88%	1
TOTAL		113

Q10 My child has an understanding of First Nations, Métis and Inuit culture and history.

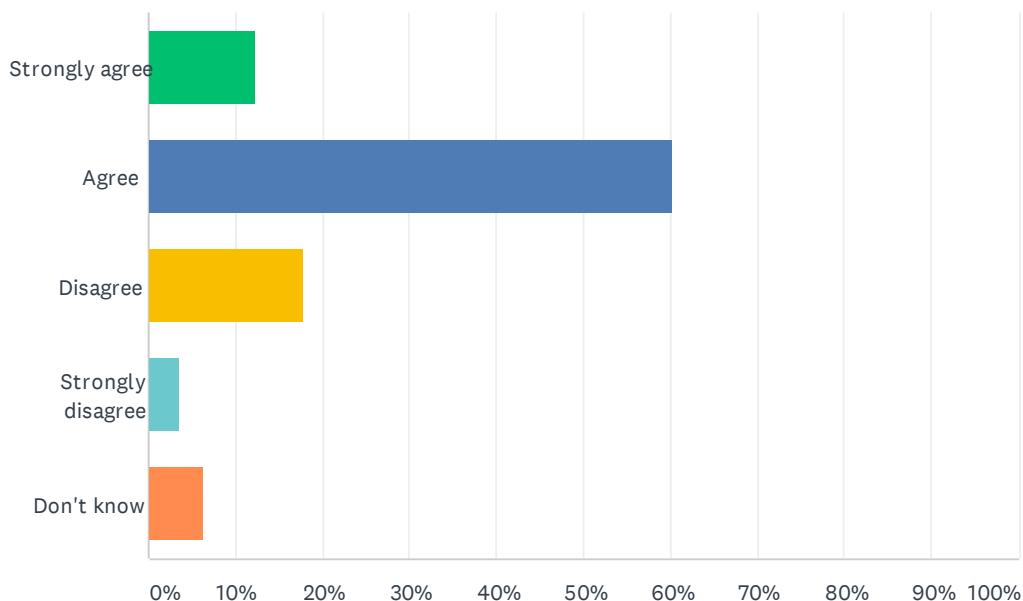
Answered: 113 Skipped: 7



ANSWER CHOICES	RESPONSES	
Strongly agree	23.89%	27
Agree	57.52%	65
Disagree	4.42%	5
Strongly disagree	0.00%	0
Don't know	14.16%	16
TOTAL		113

Q11 My child's learning the knowledge, skills and attitudes necessary to be successful in life.

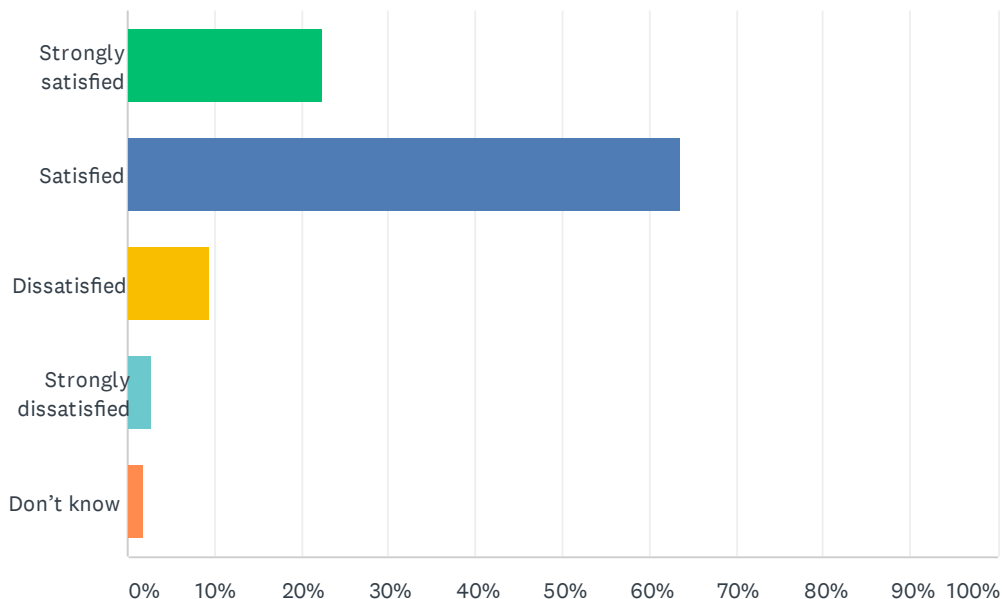
Answered: 113 Skipped: 7



ANSWER CHOICES	RESPONSES	
Strongly agree	12.39%	14
Agree	60.18%	68
Disagree	17.70%	20
Strongly disagree	3.54%	4
Don't know	6.19%	7
TOTAL		113

Q12 How satisfied are you with the quality of education your child's receiving at school?

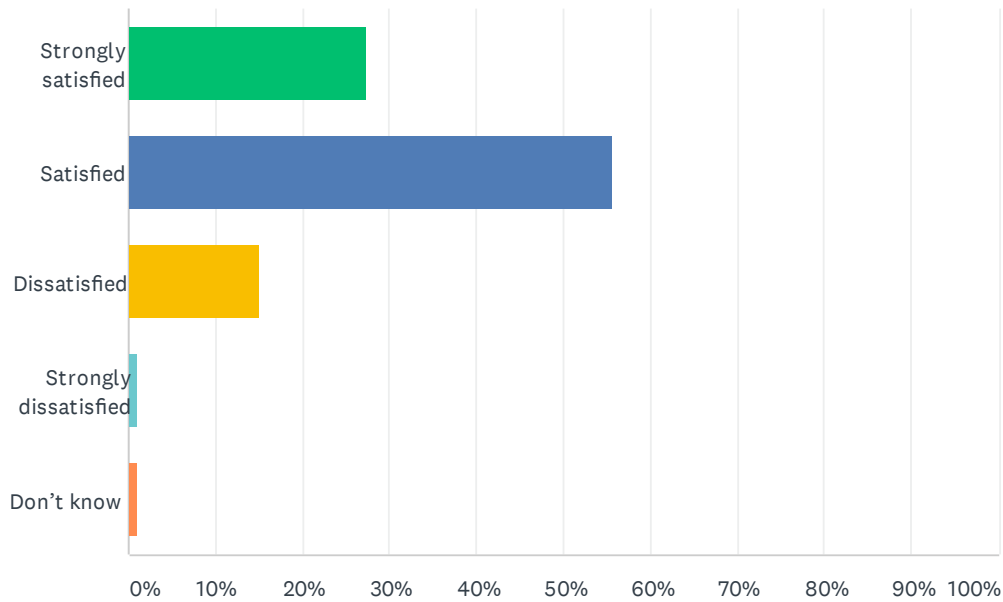
Answered: 107 Skipped: 13



ANSWER CHOICES	RESPONSES	
Strongly satisfied	22.43%	24
Satisfied	63.55%	68
Dissatisfied	9.35%	10
Strongly dissatisfied	2.80%	3
Don't know	1.87%	2
TOTAL		107

Q13 How satisfied are you with the quality of teaching at your child's school?

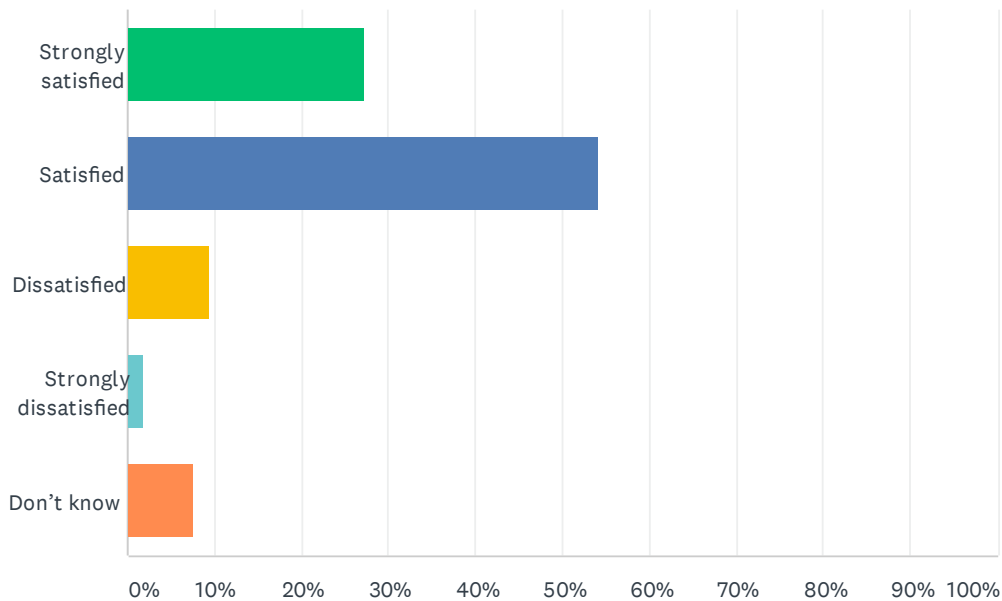
Answered: 106 Skipped: 14



ANSWER CHOICES	RESPONSES	
Strongly satisfied	27.36%	29
Satisfied	55.66%	59
Dissatisfied	15.09%	16
Strongly dissatisfied	0.94%	1
Don't know	0.94%	1
TOTAL		106

Q14 How satisfied are you with the leadership at your child's school?

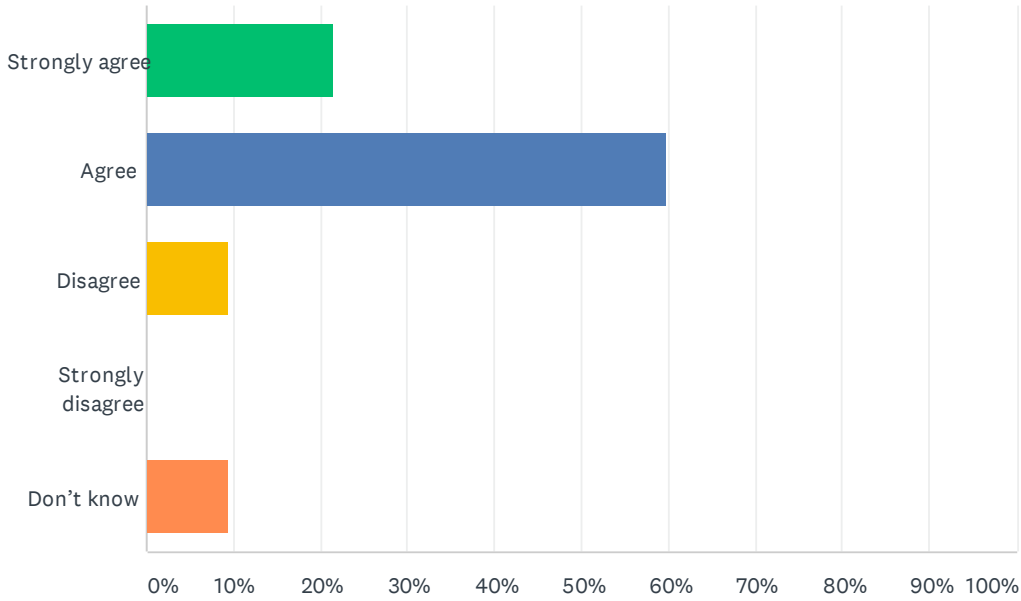
Answered: 107 Skipped: 13



ANSWER CHOICES	RESPONSES	
Strongly satisfied	27.10%	29
Satisfied	54.21%	58
Dissatisfied	9.35%	10
Strongly dissatisfied	1.87%	2
Don't know	7.48%	8
TOTAL		107

Q15 My child’s school encourages my child to be a responsible, respectful and engaged citizen.

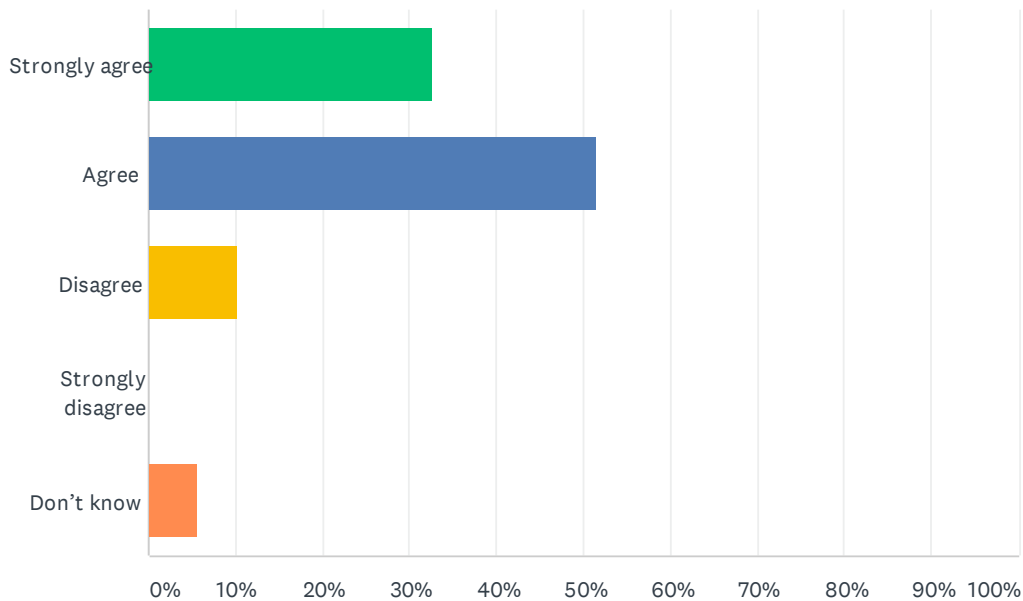
Answered: 107 Skipped: 13



ANSWER CHOICES	RESPONSES	
Strongly agree	21.50%	23
Agree	59.81%	64
Disagree	9.35%	10
Strongly disagree	0.00%	0
Don't know	9.35%	10
TOTAL		107

Q16 School staff care about my child.

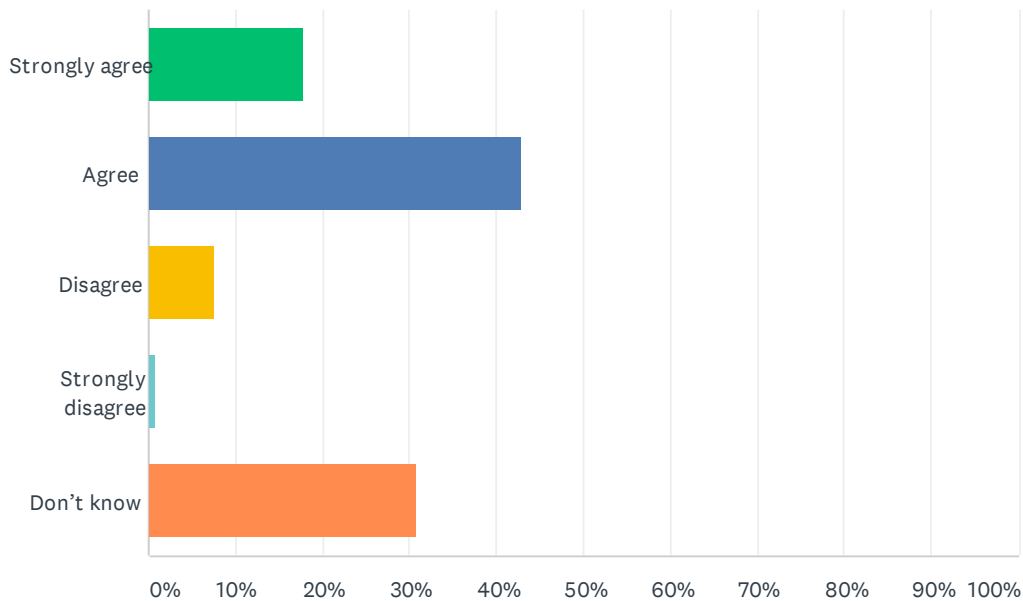
Answered: 107 Skipped: 13



ANSWER CHOICES	RESPONSES	
Strongly agree	32.71%	35
Agree	51.40%	55
Disagree	10.28%	11
Strongly disagree	0.00%	0
Don't know	5.61%	6
TOTAL		107

Q17 My child's school handles discipline fairly and reasonably.

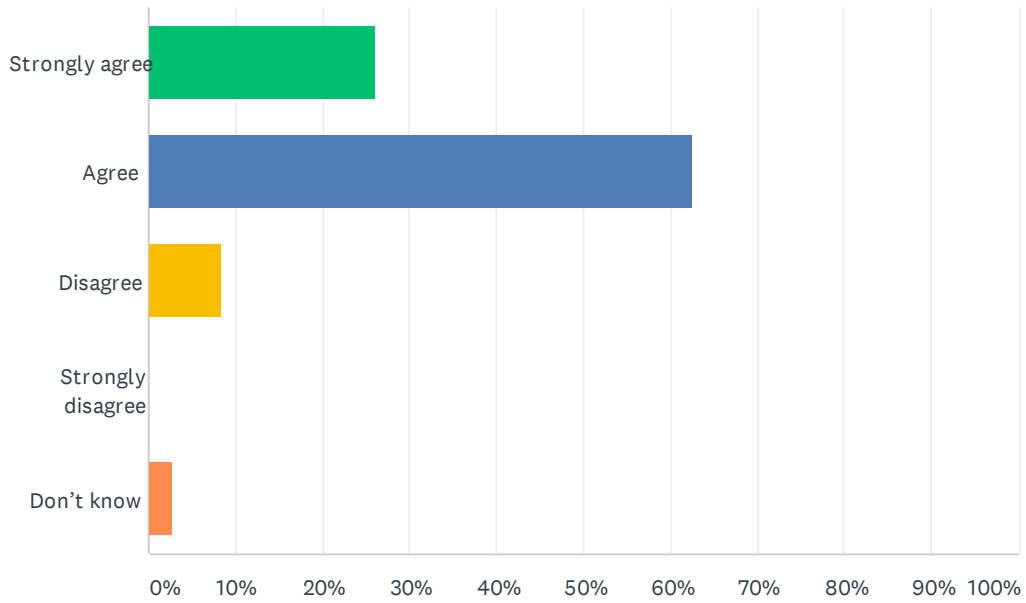
Answered: 107 Skipped: 13



ANSWER CHOICES	RESPONSES	
Strongly agree	17.76%	19
Agree	42.99%	46
Disagree	7.48%	8
Strongly disagree	0.93%	1
Don't know	30.84%	33
TOTAL		107

Q18 My child's school is safe.

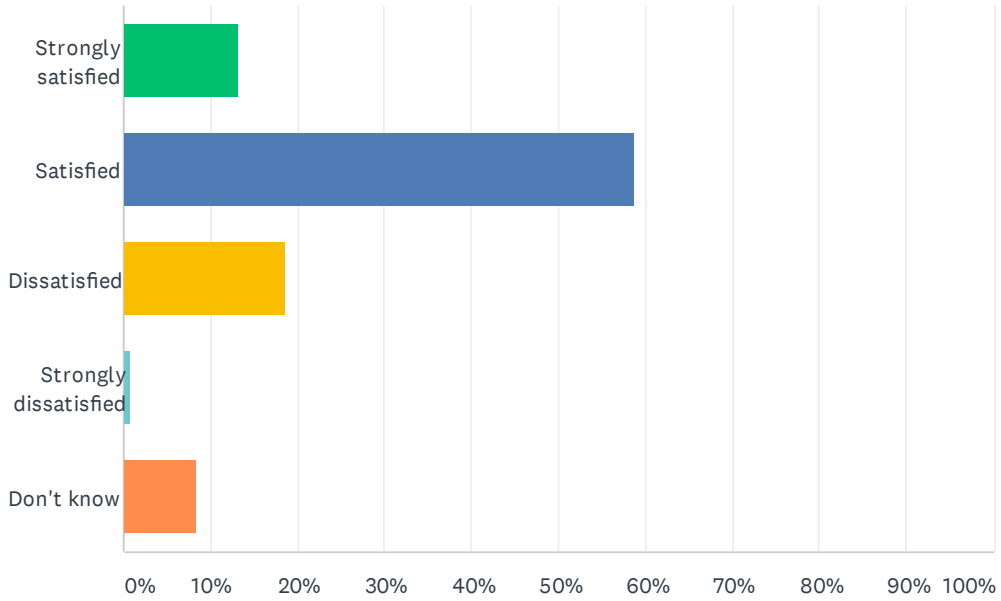
Answered: 107 Skipped: 13



ANSWER CHOICES	RESPONSES	
Strongly agree	26.17%	28
Agree	62.62%	67
Disagree	8.41%	9
Strongly disagree	0.00%	0
Don't know	2.80%	3
TOTAL		107

Q19 How satisfied are you with the resources available to support your child's learning?

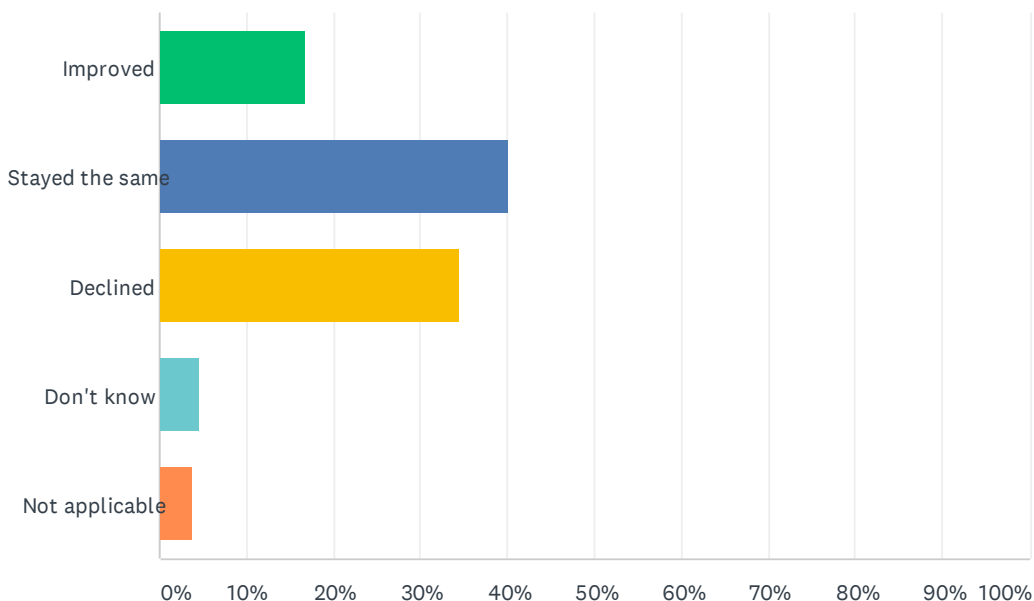
Answered: 107 Skipped: 13



ANSWER CHOICES	RESPONSES	
Strongly satisfied	13.08%	14
Satisfied	58.88%	63
Dissatisfied	18.69%	20
Strongly dissatisfied	0.93%	1
Don't know	8.41%	9
TOTAL		107

Q20 In your opinion, has the quality of education your child experienced improved, stayed the same or declined in the past three years?

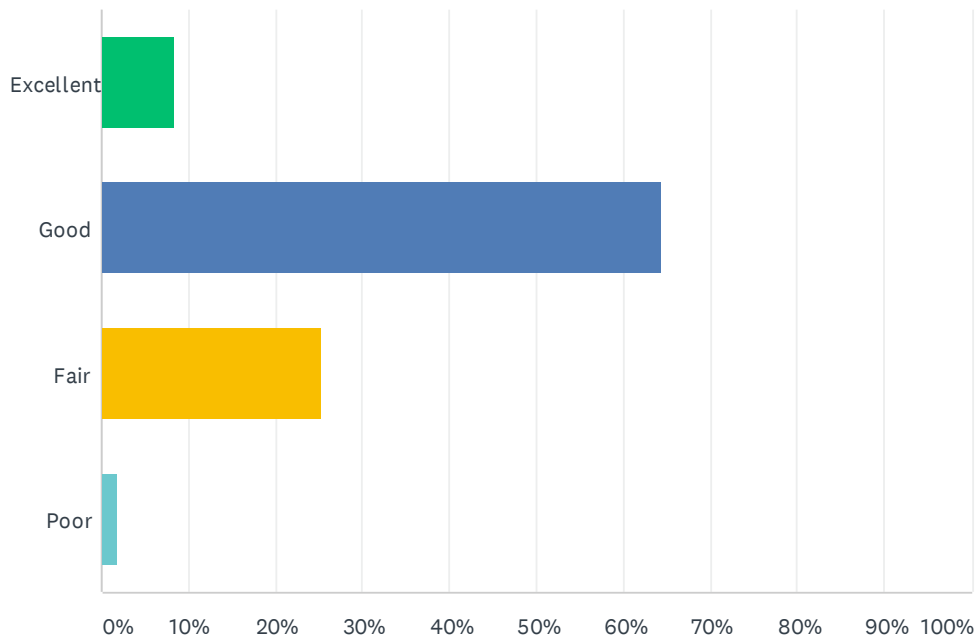
Answered: 107 Skipped: 13



ANSWER CHOICES	RESPONSES	
Improved	16.82%	18
Stayed the same	40.19%	43
Declined	34.58%	37
Don't know	4.67%	5
Not applicable	3.74%	4
TOTAL		107

Q21 How do you rate the physical condition of your child's school?

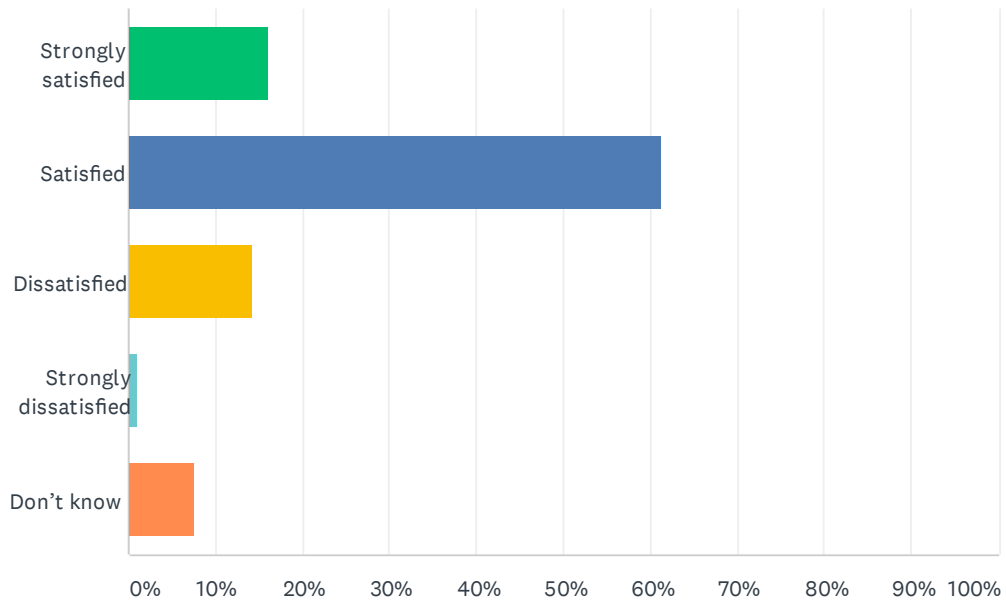
Answered: 107 Skipped: 13



ANSWER CHOICES	RESPONSES	
Excellent	8.41%	9
Good	64.49%	69
Fair	25.23%	27
Poor	1.87%	2
TOTAL		107

Q22 How satisfied are you with the opportunities provided to be involved in your child's education?

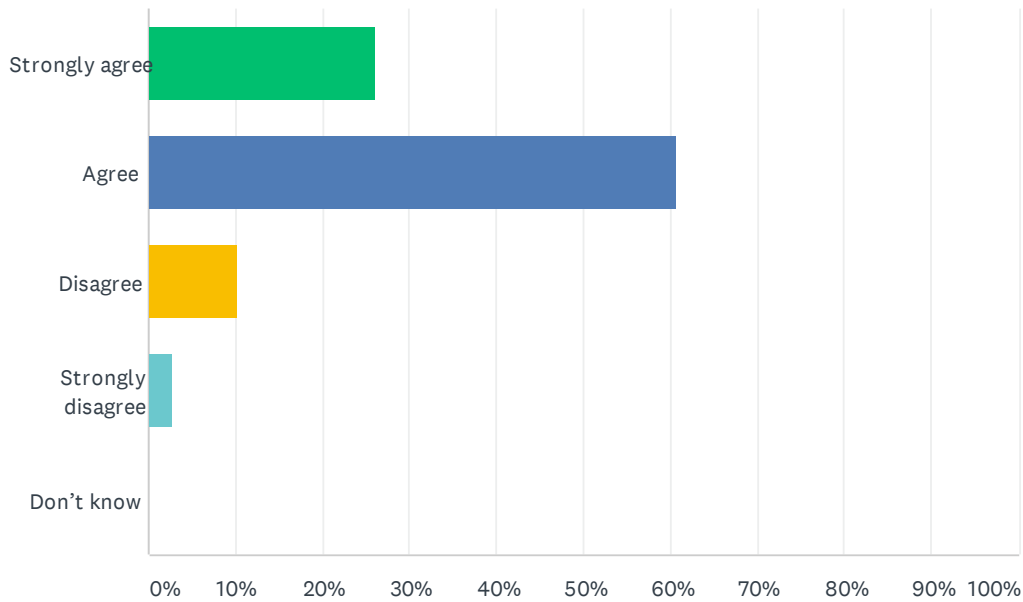
Answered: 106 Skipped: 14



ANSWER CHOICES	RESPONSES	
Strongly satisfied	16.04%	17
Satisfied	61.32%	65
Dissatisfied	14.15%	15
Strongly dissatisfied	0.94%	1
Don't know	7.55%	8
TOTAL		106

Q23 The school keeps me informed about my child's progress and achievement.

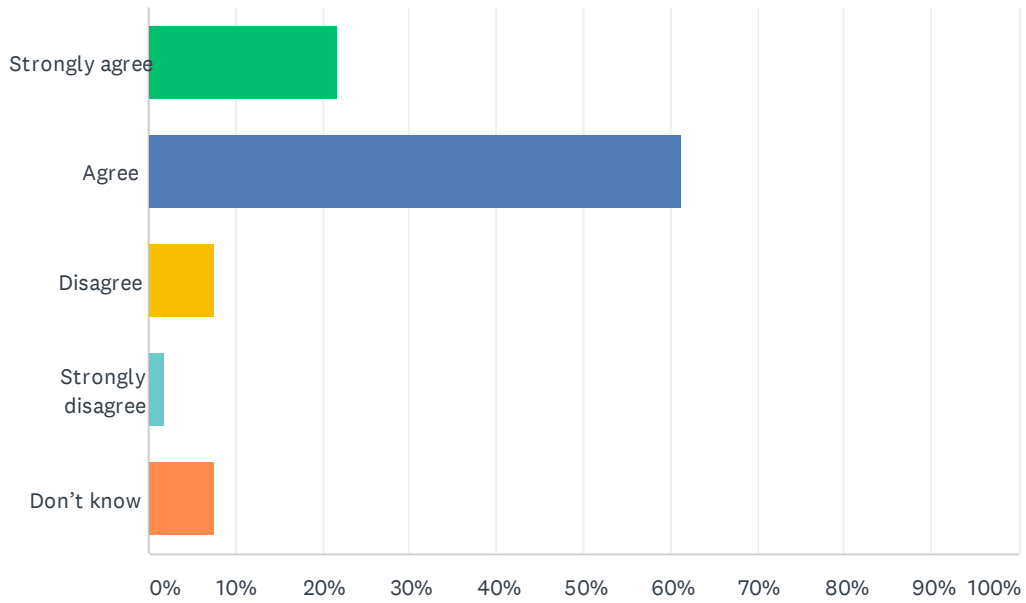
Answered: 107 Skipped: 13



ANSWER CHOICES	RESPONSES	
Strongly agree	26.17%	28
Agree	60.75%	65
Disagree	10.28%	11
Strongly disagree	2.80%	3
Don't know	0.00%	0
TOTAL		107

Q24 There is open and honest communication within my child's school.

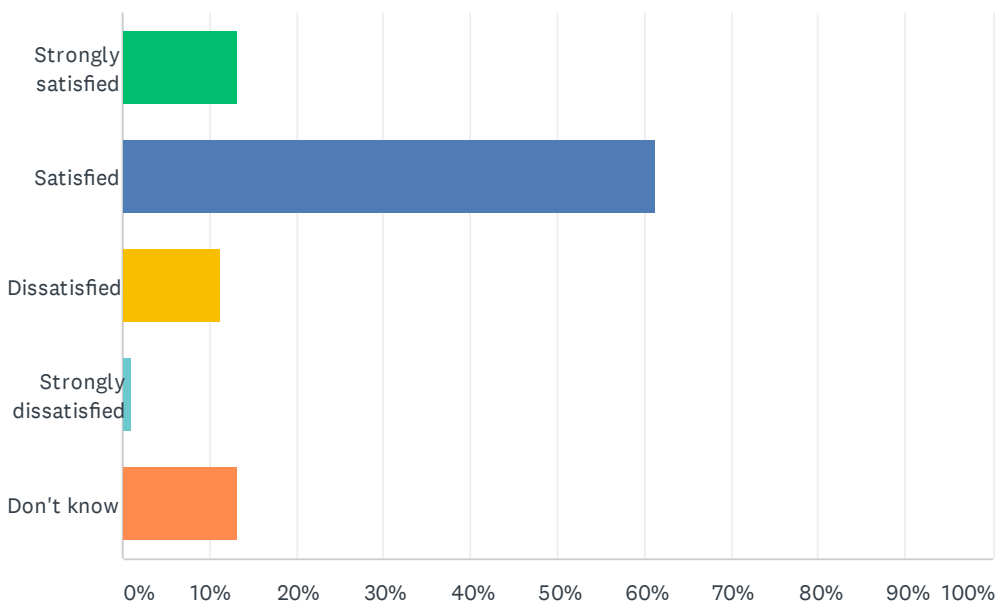
Answered: 106 Skipped: 14



ANSWER CHOICES	RESPONSES	
Strongly agree	21.70%	23
Agree	61.32%	65
Disagree	7.55%	8
Strongly disagree	1.89%	2
Don't know	7.55%	8
TOTAL		106

Q25 How satisfied are you with the Division’s commitment to engaging families in matters that affect public education?

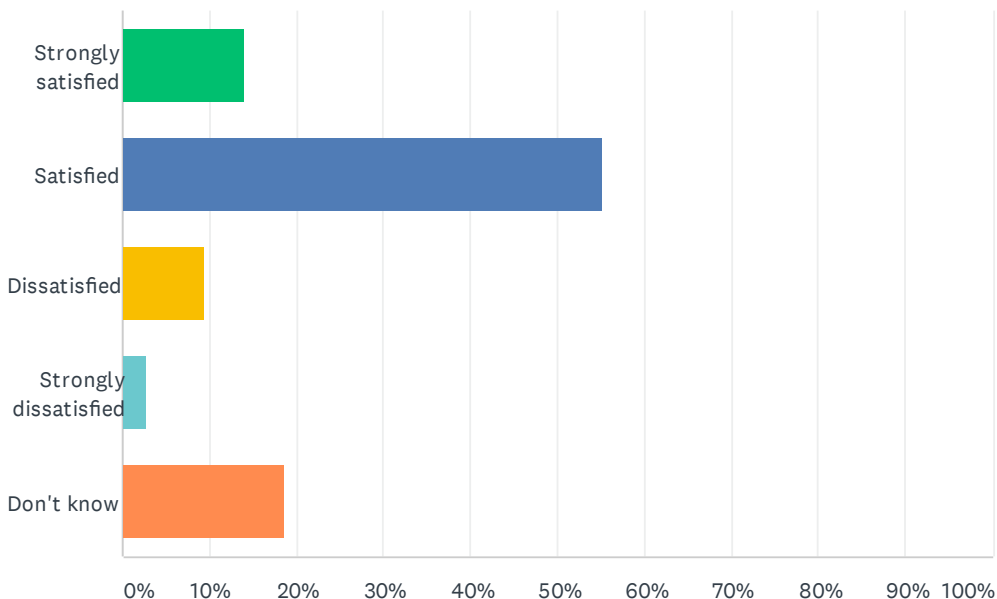
Answered: 106 Skipped: 14



ANSWER CHOICES	RESPONSES	
Strongly satisfied	13.21%	14
Satisfied	61.32%	65
Dissatisfied	11.32%	12
Strongly dissatisfied	0.94%	1
Don't know	13.21%	14
TOTAL		106

Q26 How satisfied are you with the Division’s commitment to advocating for public education?

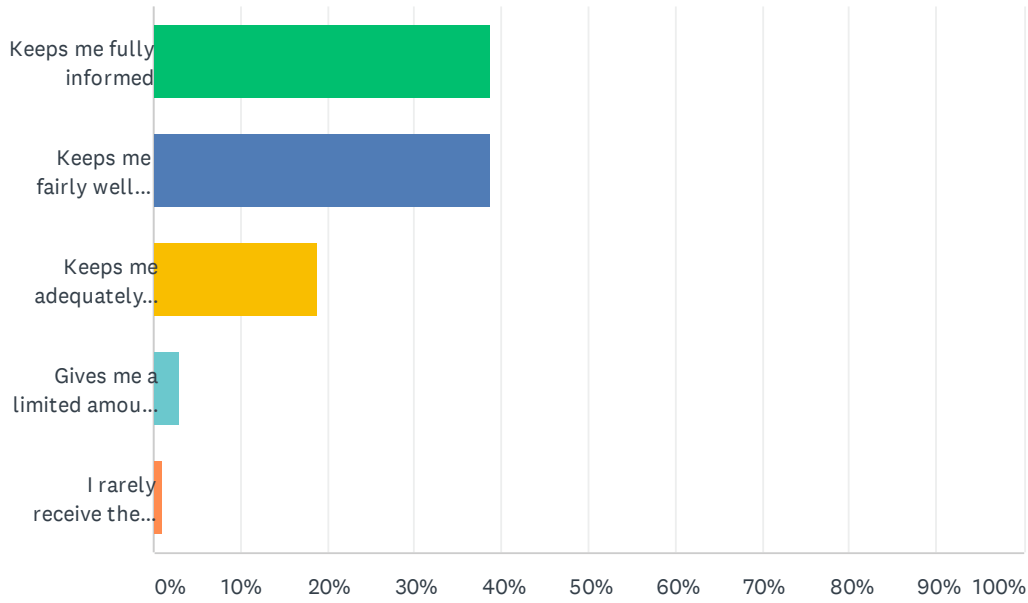
Answered: 107 Skipped: 13



ANSWER CHOICES	RESPONSES	
Strongly satisfied	14.02%	15
Satisfied	55.14%	59
Dissatisfied	9.35%	10
Strongly dissatisfied	2.80%	3
Don't know	18.69%	20
TOTAL		107

Q27 Elk Island Public Schools appreciates the opportunity to stay connected with parents about news, activities, programs and other matters of importance. What is your impression of the communication you receive from your child's school?

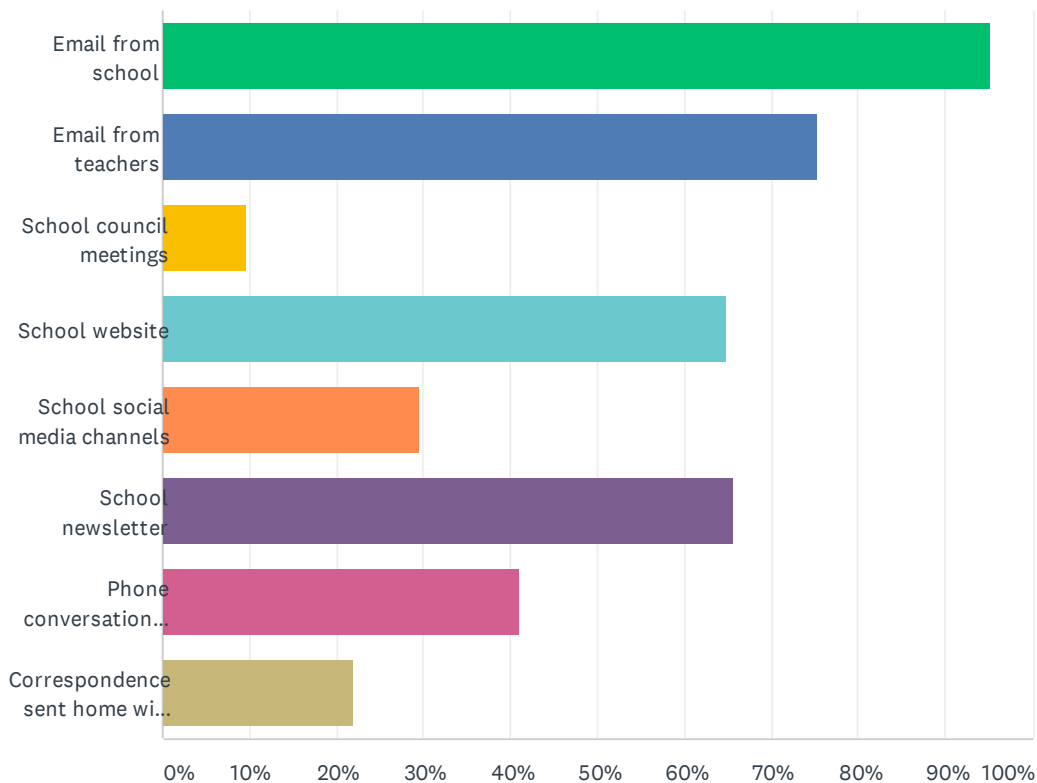
Answered: 106 Skipped: 14



ANSWER CHOICES	RESPONSES	
Keeps me fully informed	38.68%	41
Keeps me fairly well informed	38.68%	41
Keeps me adequately informed	18.87%	20
Gives me a limited amount of information	2.83%	3
I rarely receive the information I need	0.94%	1
TOTAL		106

Q28 Do you regularly make use of the following to keep up to date on school activities, programs, etc.? Check all that apply.

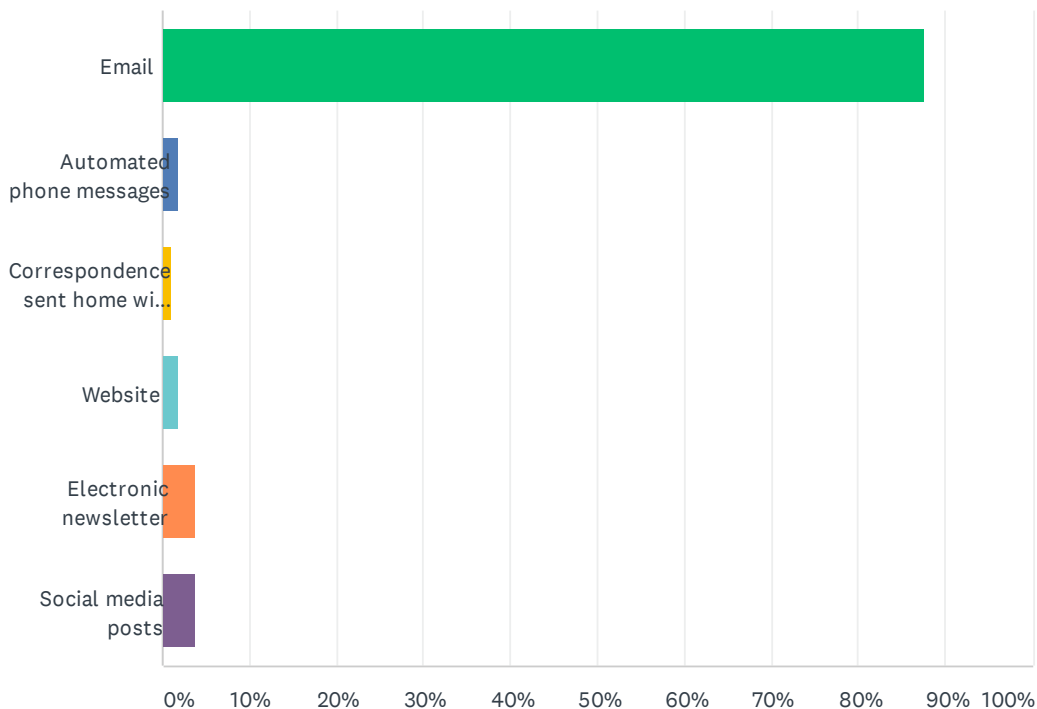
Answered: 105 Skipped: 15



ANSWER CHOICES	RESPONSES	
Email from school	95.24%	100
Email from teachers	75.24%	79
School council meetings	9.52%	10
School website	64.76%	68
School social media channels	29.52%	31
School newsletter	65.71%	69
Phone conversations with the school or teachers	40.95%	43
Correspondence sent home with my child	21.90%	23
Total Respondents: 105		

Q29 What is your most preferred method of communication from the school and Division?

Answered: 105 Skipped: 15



ANSWER CHOICES	RESPONSES	
Email	87.62%	92
Automated phone messages	1.90%	2
Correspondence sent home with my child	0.95%	1
Website	1.90%	2
Electronic newsletter	3.81%	4
Social media posts	3.81%	4
TOTAL		105

Q30 Do you visit the Division website (www.eips.ca) for information on:

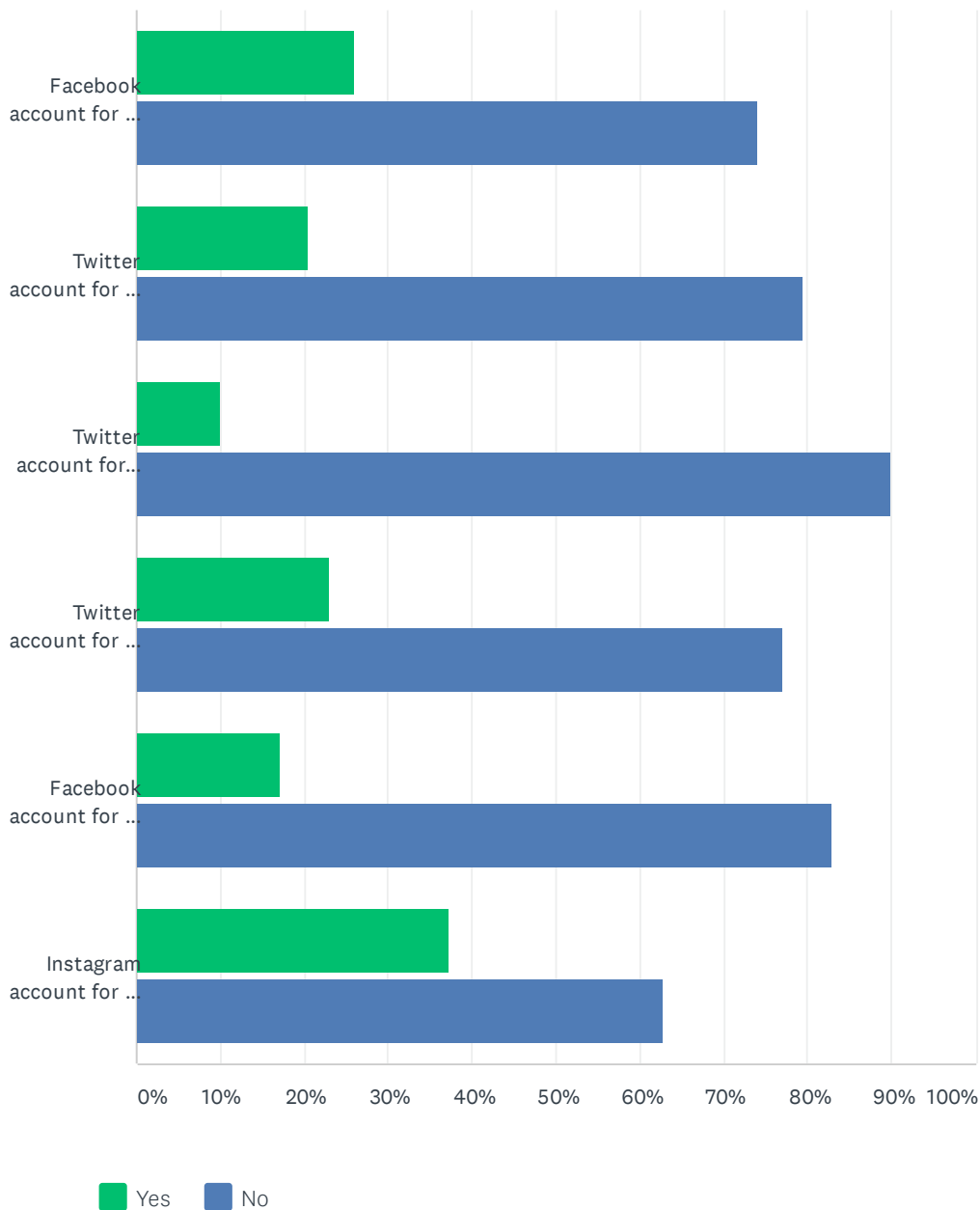
Answered: 106 Skipped: 14

Editor's note:

As Question #30 is only relevant at the Division level, responses have been omitted in the school-level data. As such, pages 35-36 have been excluded from this document.

Q31 The Division and schools often share news and information on social media. Do you follow:

Answered: 105 Skipped: 15



EIPS Parent Survey 2020-21

	YES	NO	TOTAL	WEIGHTED AVERAGE
Facebook account for the Division (@ElkIslandPublicSchools)	25.96% 27	74.04% 77	104	1.26
Twitter account for the Division (@eips)	20.59% 21	79.41% 81	102	1.21
Twitter account for EIPS Student Transportation (@eipsST)	10.00% 10	90.00% 90	100	1.10
Twitter account for my child's school, if applicable	23.00% 23	77.00% 77	100	1.23
Facebook account for my child's school, if applicable	17.17% 17	82.83% 82	99	1.17
Instagram account for my child's school, if applicable	37.25% 38	62.75% 64	102	1.37