


Q1 Please indicate the school your child attends.

Answered: 130 Skipped: 0



EIPS Parent Survey 2017-18



ANSWER CHOICES	RESPONSES
A.L. Horton Elementary	0.00% 0

EIPS Parent Survey 2017-18

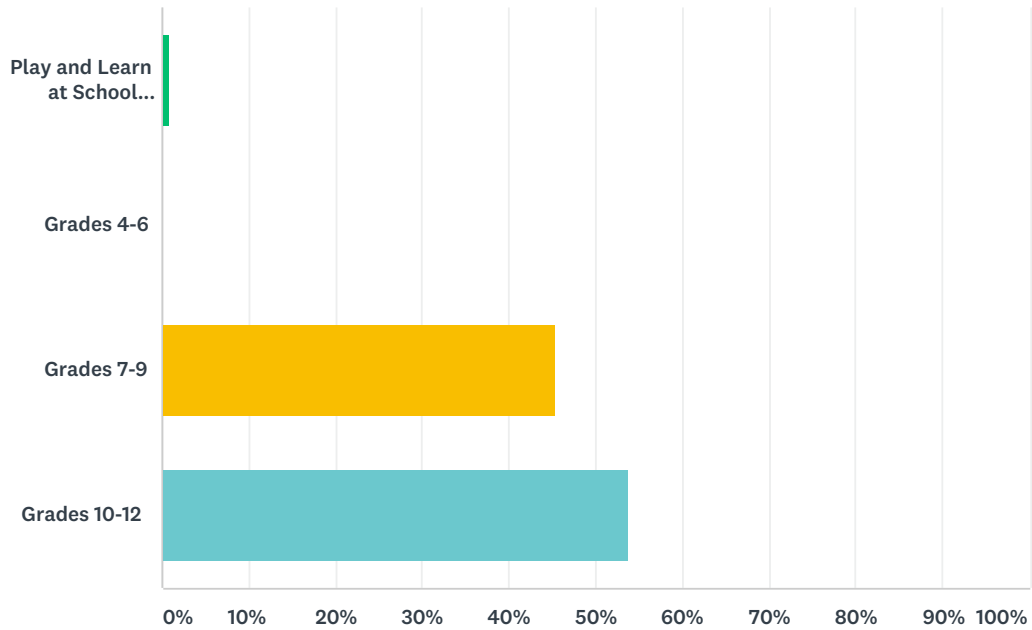
Andrew School	0.00%	0
Ardrossan Elementary	0.00%	0
Ardrossan Junior Senior High	100.00%	130
Bev Facey Community High	0.00%	0
Brentwood Elementary	0.00%	0
Bruderheim School	0.00%	0
Clover Bar Junior High	0.00%	0
École Campbelltown	0.00%	0
École Parc Élémentaire	0.00%	0
F.R. Haythorne Junior High	0.00%	0
Fort Saskatchewan Christian	0.00%	0
Fort Saskatchewan Elementary	0.00%	0
Fort Saskatchewan Senior High	0.00%	0
Fultonvale Elementary Junior High	0.00%	0
Glen Allan Elementary	0.00%	0
James Mowat Elementary	0.00%	0
Lakeland Ridge	0.00%	0
Lamont Elementary	0.00%	0
Lamont High	0.00%	0
Mills Haven Elementary	0.00%	0
Mundare School	0.00%	0
Next Step/Outreach	0.00%	0
Pine Street Elementary	0.00%	0
Rudolph Hennig Junior High	0.00%	0
Salisbury Composite High	0.00%	0
Sherwood Heights Junior High	0.00%	0
SouthPointe School	0.00%	0
Strathcona Christian Academy Elementary	0.00%	0
Strathcona Christian Academy Secondary	0.00%	0
Uncas Elementary	0.00%	0
Vegreville Composite High	0.00%	0
Wes Hosford Elementary	0.00%	0
Westboro Elementary	0.00%	0
Win Ferguson Elementary	0.00%	0

EIPS Parent Survey 2017-18

Woodbridge Farms Elementary	0.00%	0
Wye Elementary	0.00%	0
TOTAL		130

Q2 Please indicate your child's grade.

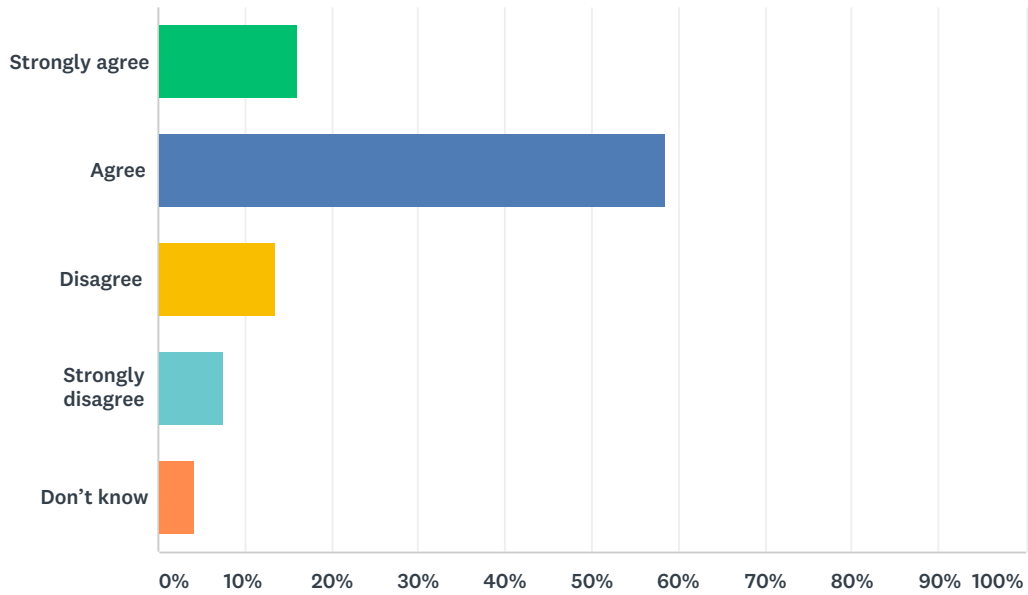
Answered: 130 Skipped: 0



ANSWER CHOICES	RESPONSES
Play and Learn at School (PALS)KindergartenGrades 1-3	0.77% 1
Grades 4-6	0.00% 0
Grades 7-9	45.38% 59
Grades 10-12	53.85% 70
TOTAL	130

Q3 My child's individual needs are met.

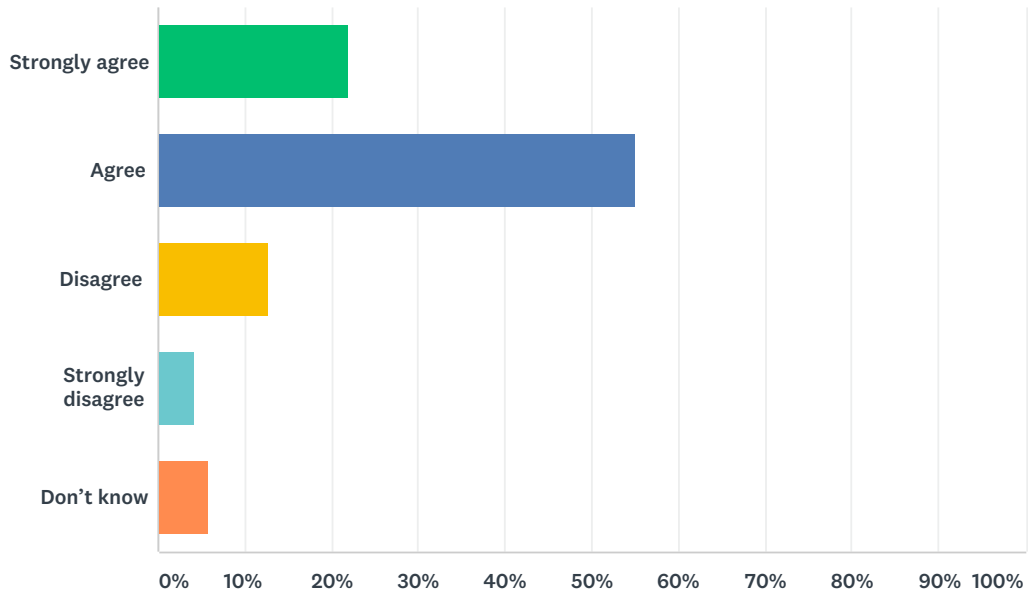
Answered: 118 Skipped: 12



ANSWER CHOICES	RESPONSES	
Strongly agree	16.10%	19
Agree	58.47%	69
Disagree	13.56%	16
Strongly disagree	7.63%	9
Don't know	4.24%	5
TOTAL		118

Q4 My child is encouraged at school to do his or her best.

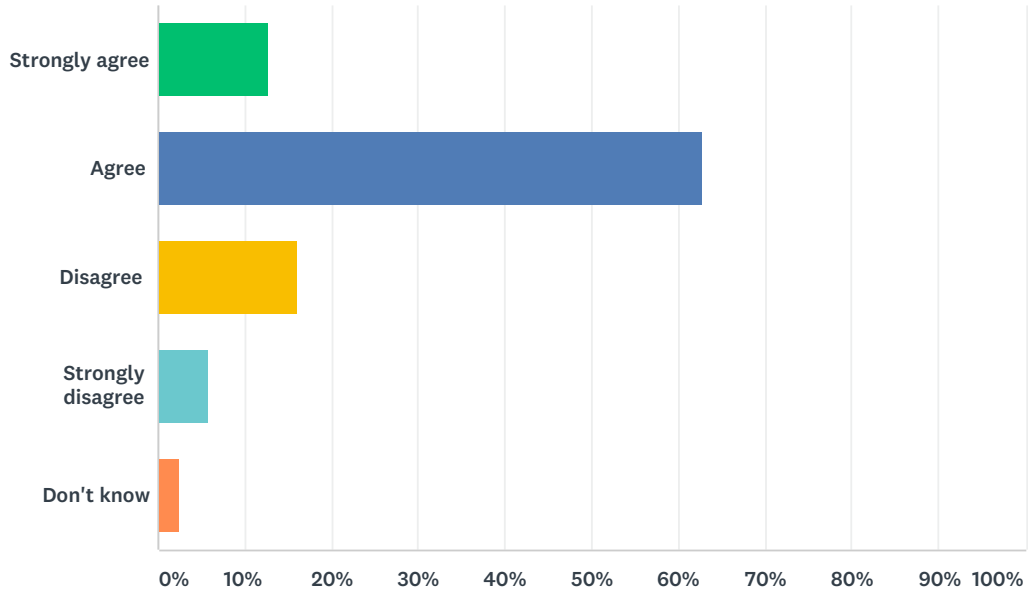
Answered: 118 Skipped: 12



ANSWER CHOICES	RESPONSES	
Strongly agree	22.03%	26
Agree	55.08%	65
Disagree	12.71%	15
Strongly disagree	4.24%	5
Don't know	5.93%	7
TOTAL		118

Q5 My child is demonstrating growth in literacy.

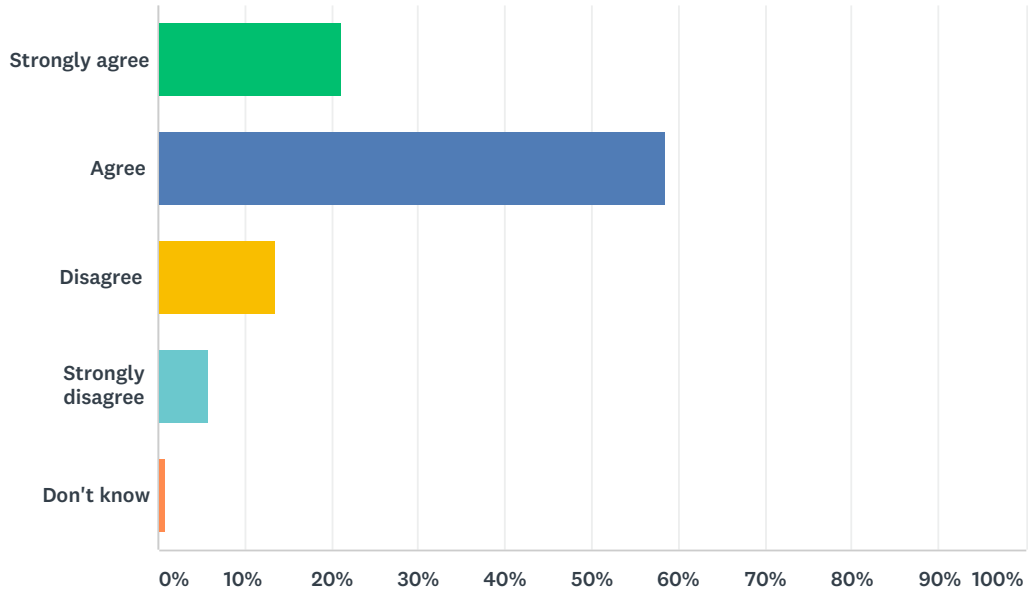
Answered: 118 Skipped: 12



ANSWER CHOICES	RESPONSES	
Strongly agree	12.71%	15
Agree	62.71%	74
Disagree	16.10%	19
Strongly disagree	5.93%	7
Don't know	2.54%	3
TOTAL		118

Q6 My child is demonstrating growth in numeracy.

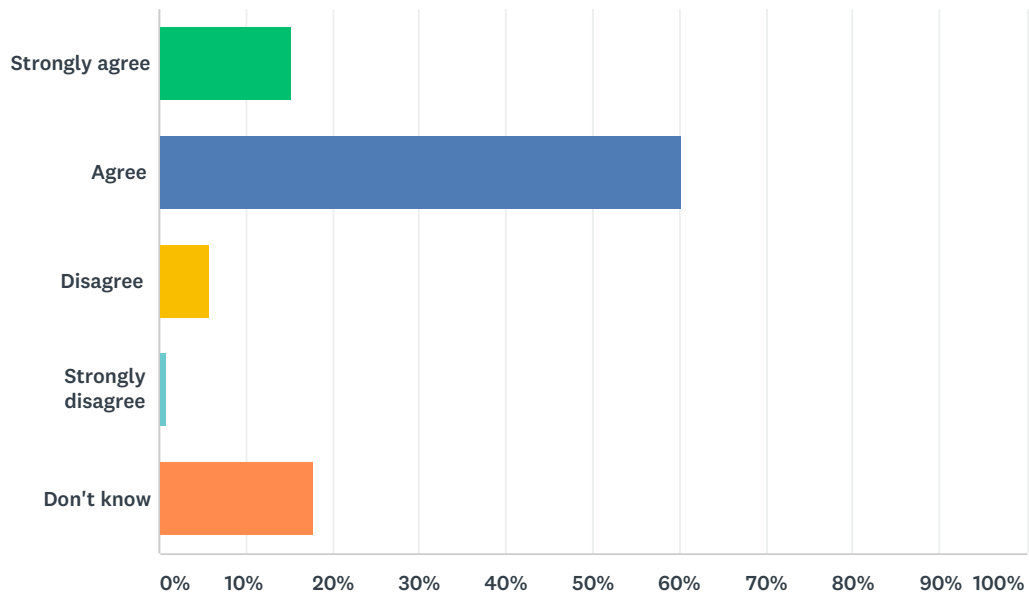
Answered: 118 Skipped: 12



ANSWER CHOICES	RESPONSES	
Strongly agree	21.19%	25
Agree	58.47%	69
Disagree	13.56%	16
Strongly disagree	5.93%	7
Don't know	0.85%	1
TOTAL		118

Q7 My child has an understanding of First Nations, Métis and Inuit culture and history.

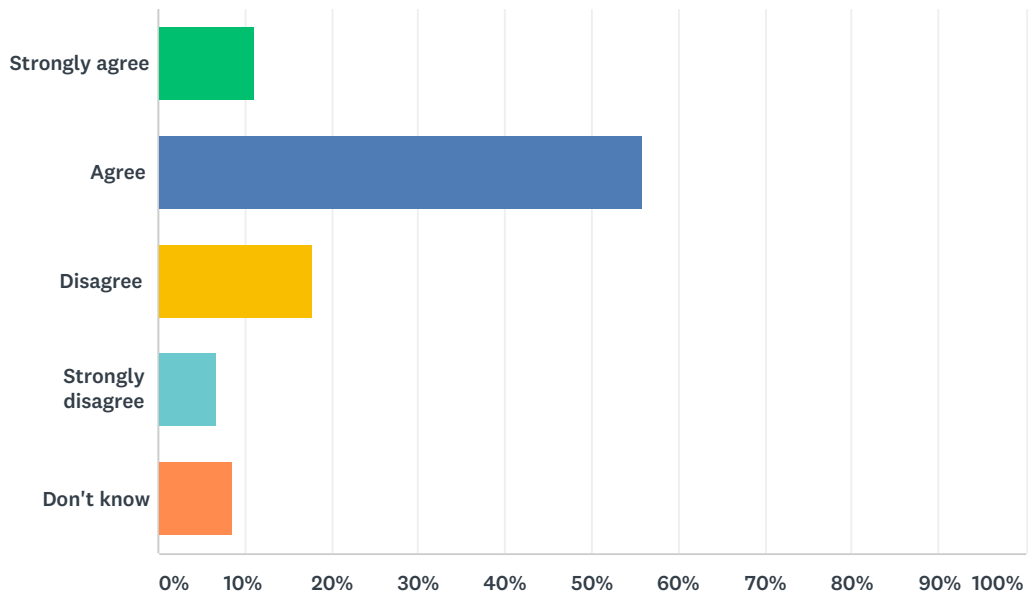
Answered: 118 Skipped: 12



ANSWER CHOICES	RESPONSES	
Strongly agree	15.25%	18
Agree	60.17%	71
Disagree	5.93%	7
Strongly disagree	0.85%	1
Don't know	17.80%	21
TOTAL		118

Q8 My child is being taught knowledge, skills and attitudes necessary to be successful in life.

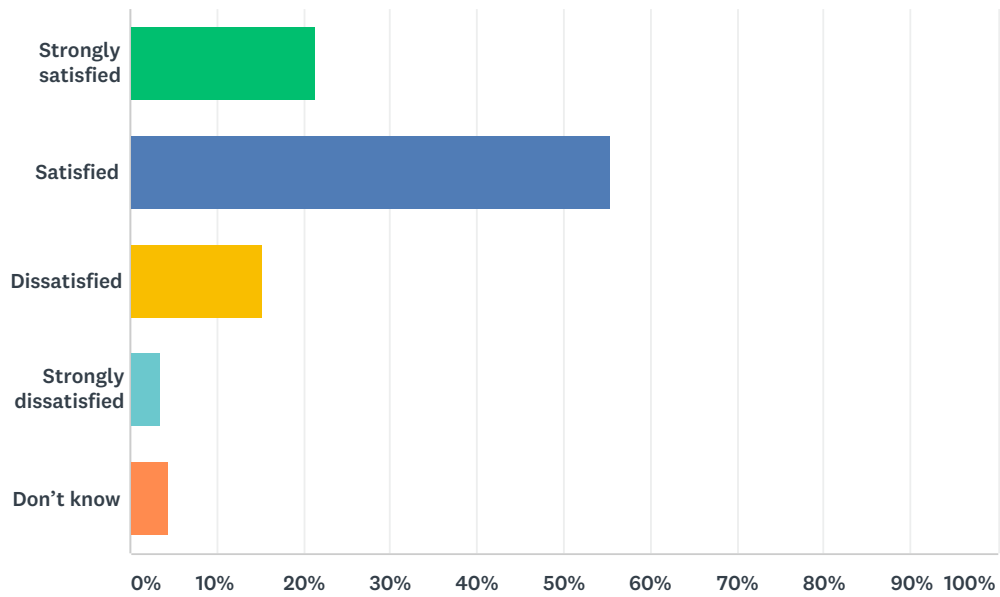
Answered: 118 Skipped: 12



ANSWER CHOICES	RESPONSES	
Strongly agree	11.02%	13
Agree	55.93%	66
Disagree	17.80%	21
Strongly disagree	6.78%	8
Don't know	8.47%	10
TOTAL		118

Q9 How satisfied are you with the quality of education your child is receiving at his or her school?

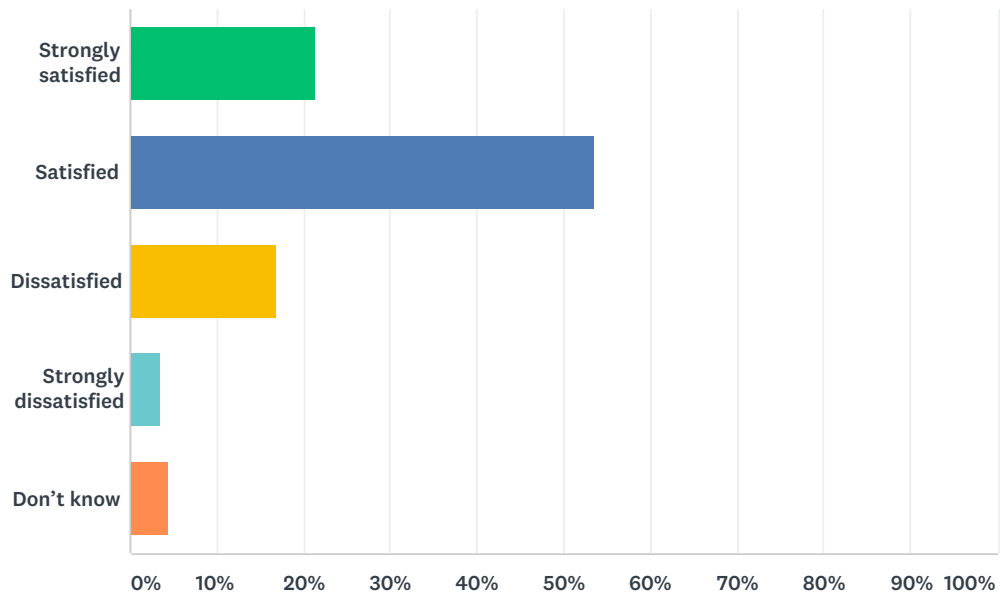
Answered: 112 Skipped: 18



ANSWER CHOICES	RESPONSES	
Strongly satisfied	21.43%	24
Satisfied	55.36%	62
Dissatisfied	15.18%	17
Strongly dissatisfied	3.57%	4
Don't know	4.46%	5
TOTAL		112

Q10 How satisfied are you with the quality of teaching at your child's school?

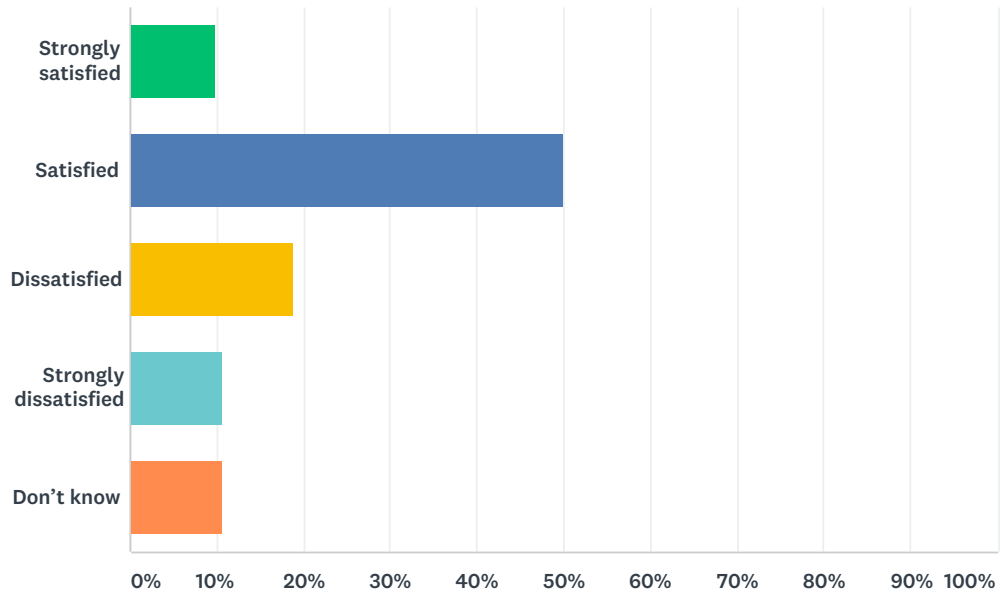
Answered: 112 Skipped: 18



ANSWER CHOICES	RESPONSES	
Strongly satisfied	21.43%	24
Satisfied	53.57%	60
Dissatisfied	16.96%	19
Strongly dissatisfied	3.57%	4
Don't know	4.46%	5
TOTAL		112

Q11 How satisfied are you with the leadership in your child's school?

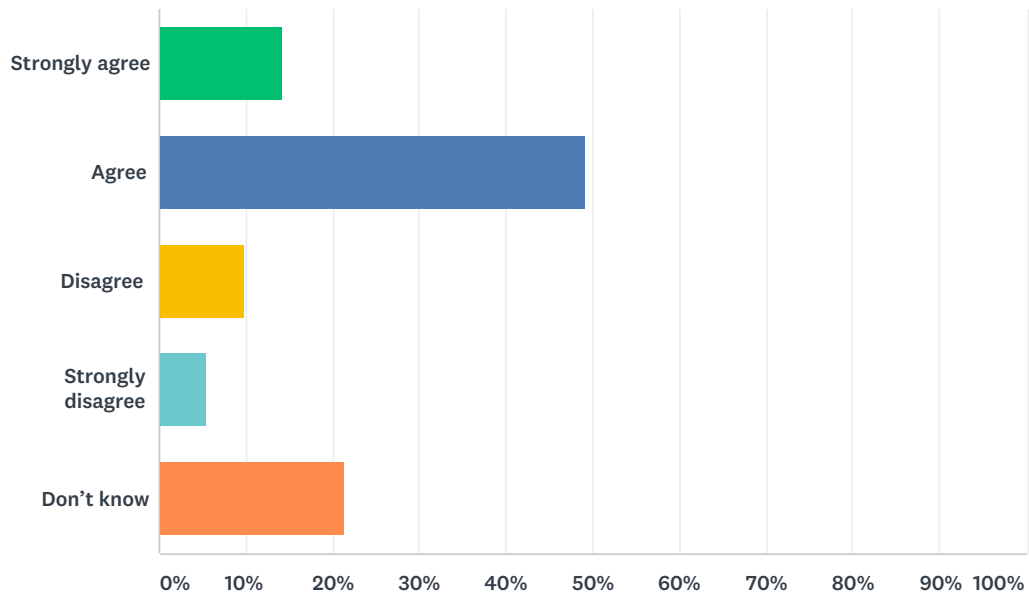
Answered: 112 Skipped: 18



ANSWER CHOICES	RESPONSES	
Strongly satisfied	9.82%	11
Satisfied	50.00%	56
Dissatisfied	18.75%	21
Strongly dissatisfied	10.71%	12
Don't know	10.71%	12
TOTAL		112

Q12 The rights and responsibilities of citizenship are reinforced in my child's school.

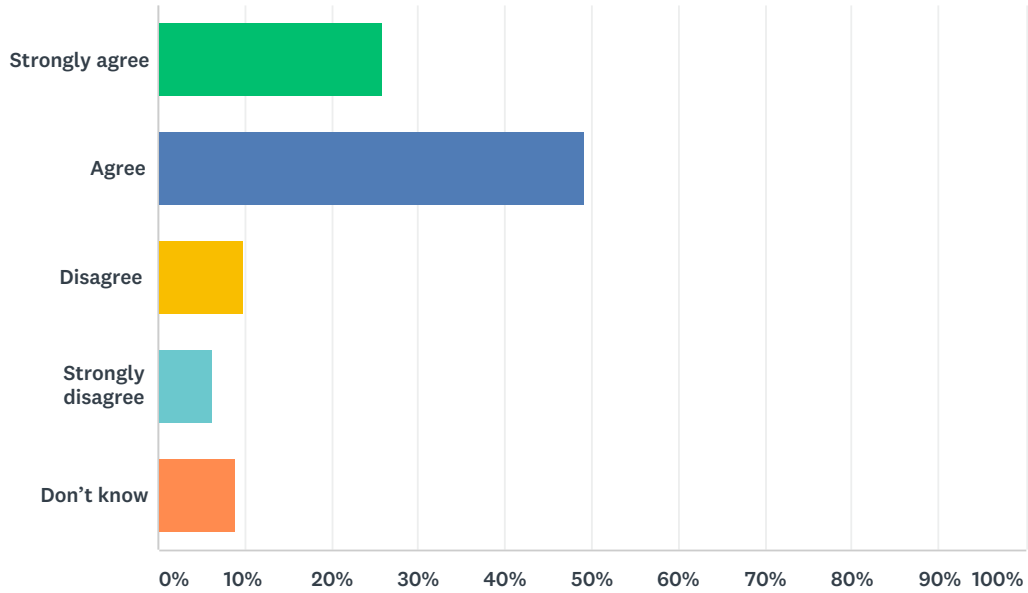
Answered: 112 Skipped: 18



ANSWER CHOICES	RESPONSES	
Strongly agree	14.29%	16
Agree	49.11%	55
Disagree	9.82%	11
Strongly disagree	5.36%	6
Don't know	21.43%	24
TOTAL		112

Q13 The school staff care about my child.

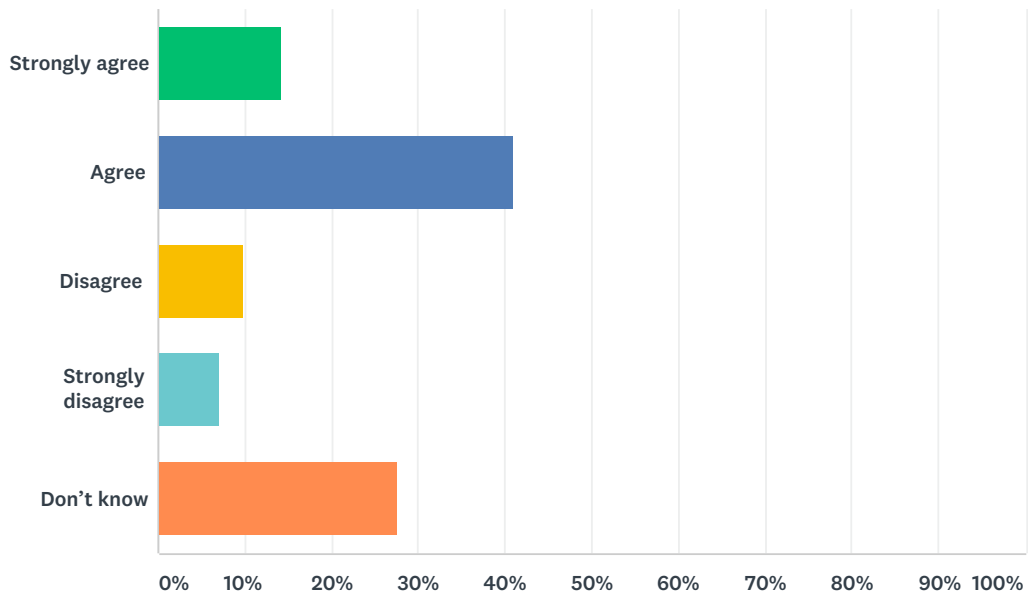
Answered: 112 Skipped: 18



ANSWER CHOICES	RESPONSES	
Strongly agree	25.89%	29
Agree	49.11%	55
Disagree	9.82%	11
Strongly disagree	6.25%	7
Don't know	8.93%	10
TOTAL		112

Q14 Discipline is handled in a fair and reasonable manner in my child's school.

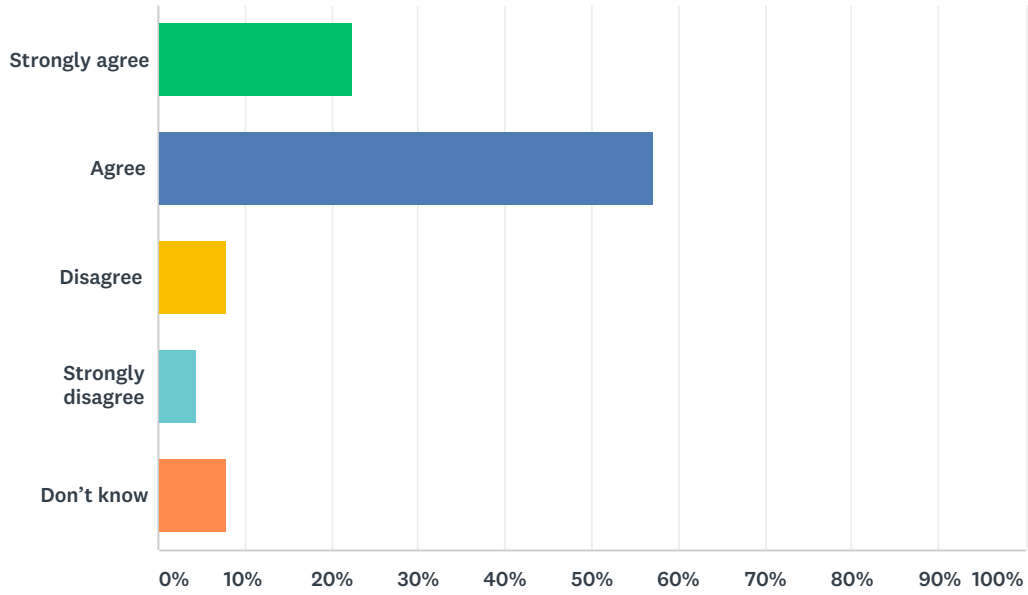
Answered: 112 Skipped: 18



ANSWER CHOICES	RESPONSES	
Strongly agree	14.29%	16
Agree	41.07%	46
Disagree	9.82%	11
Strongly disagree	7.14%	8
Don't know	27.68%	31
TOTAL		112

Q15 My child's school is safe.

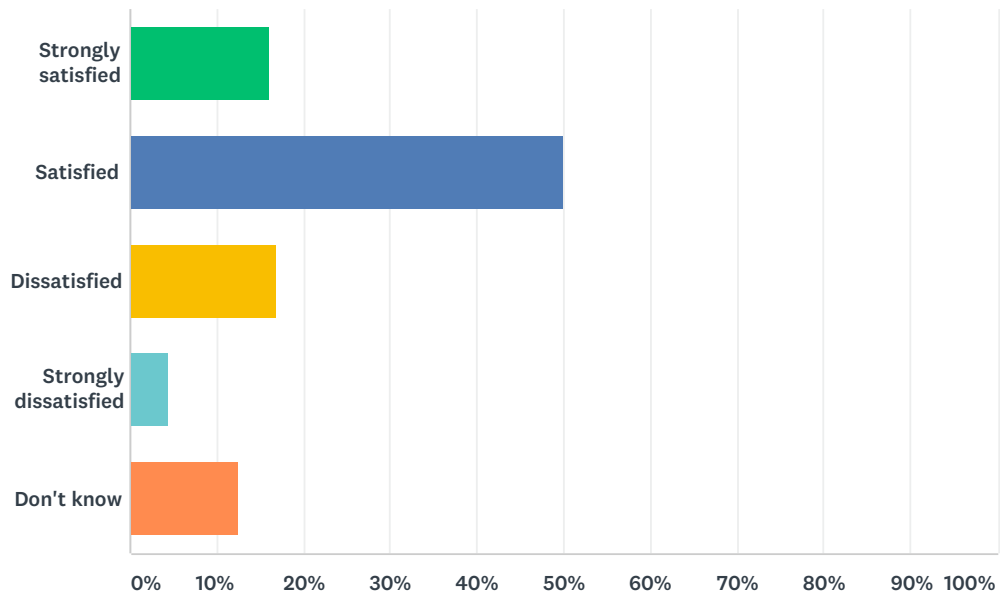
Answered: 112 Skipped: 18



ANSWER CHOICES	RESPONSES	
Strongly agree	22.32%	25
Agree	57.14%	64
Disagree	8.04%	9
Strongly disagree	4.46%	5
Don't know	8.04%	9
TOTAL		112

Q16 How satisfied are you with the resources available to support your child's learning?

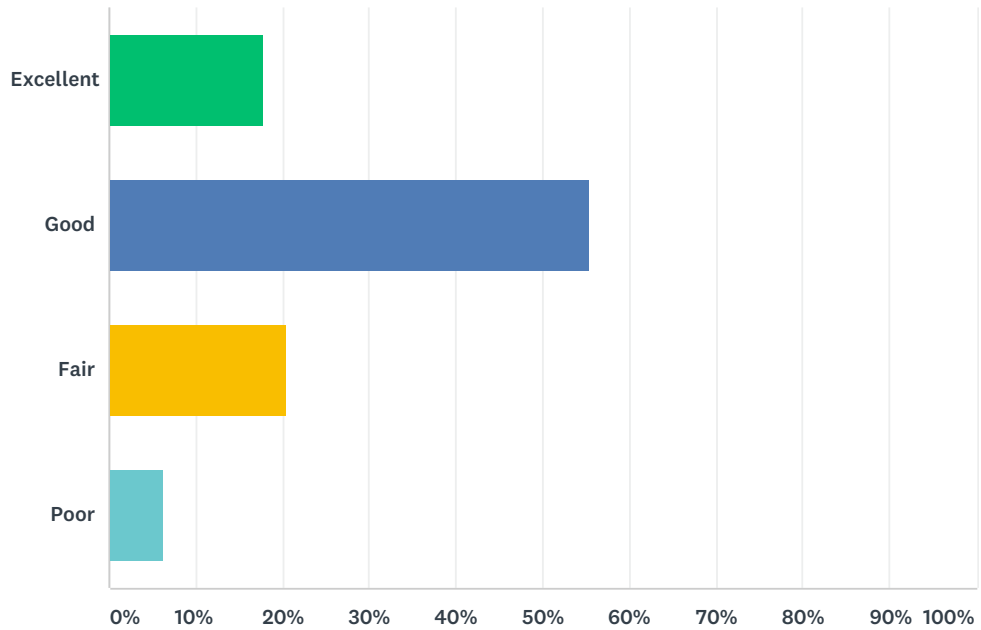
Answered: 112 Skipped: 18



ANSWER CHOICES	RESPONSES	
Strongly satisfied	16.07%	18
Satisfied	50.00%	56
Dissatisfied	16.96%	19
Strongly dissatisfied	4.46%	5
Don't know	12.50%	14
TOTAL		112

Q17 How would you rate the physical condition of your child's school?

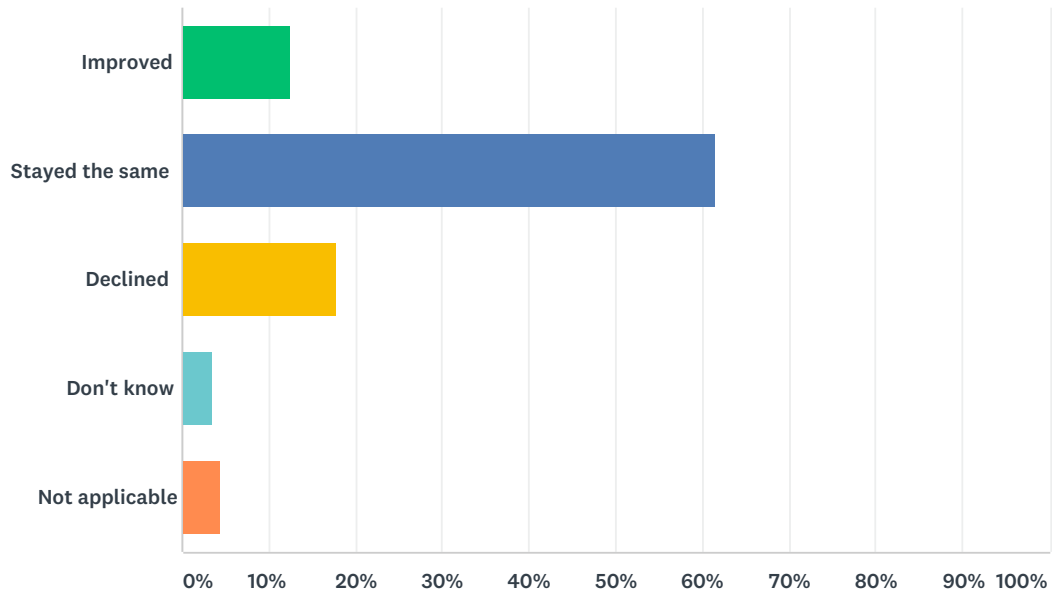
Answered: 112 Skipped: 18



ANSWER CHOICES	RESPONSES	
Excellent	17.86%	20
Good	55.36%	62
Fair	20.54%	23
Poor	6.25%	7
TOTAL		112

Q18 In your opinion, has the quality of education your child has experienced at school improved, stayed the same or declined in the past three years?

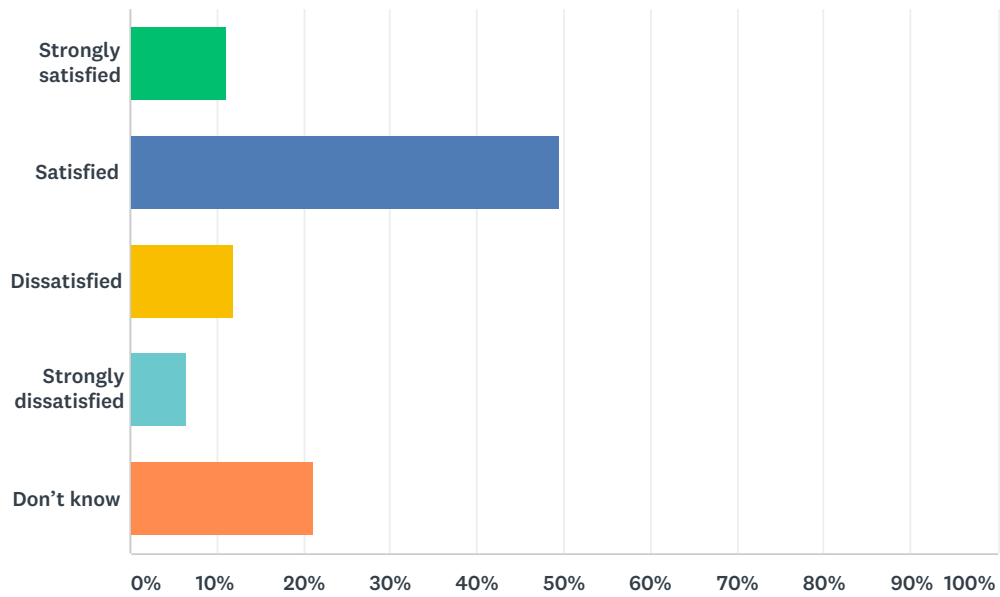
Answered: 112 Skipped: 18



ANSWER CHOICES	RESPONSES	
Improved	12.50%	14
Stayed the same	61.61%	69
Declined	17.86%	20
Don't know	3.57%	4
Not applicable	4.46%	5
TOTAL		112

Q19 How satisfied are you with the opportunity to be involved in decisions at your child's school?

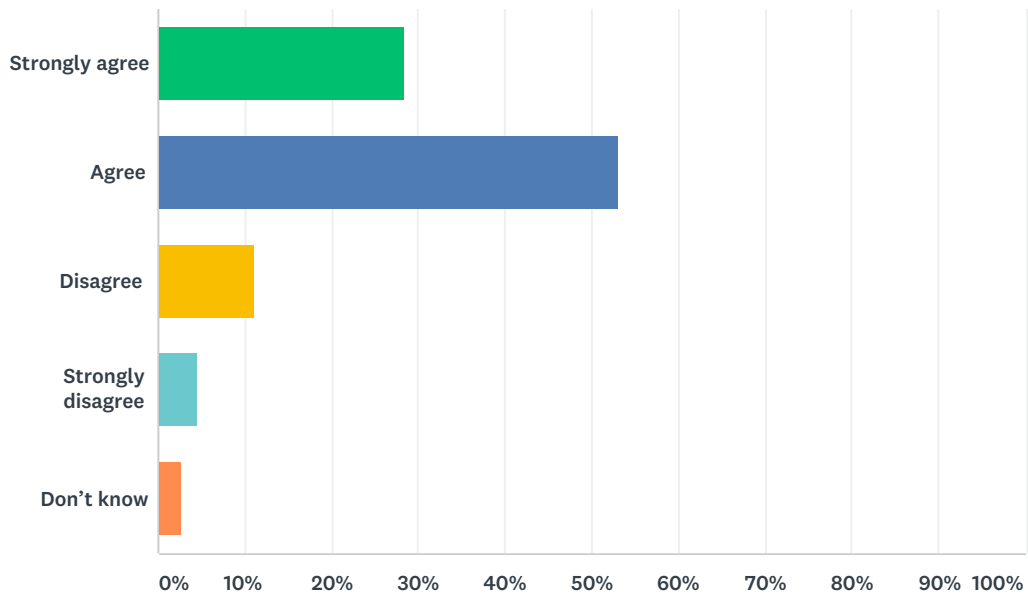
Answered: 109 Skipped: 21



ANSWER CHOICES	RESPONSES	
Strongly satisfied	11.01%	12
Satisfied	49.54%	54
Dissatisfied	11.93%	13
Strongly dissatisfied	6.42%	7
Don't know	21.10%	23
TOTAL		109

Q20 The school keeps me informed about my child's progress and achievement.

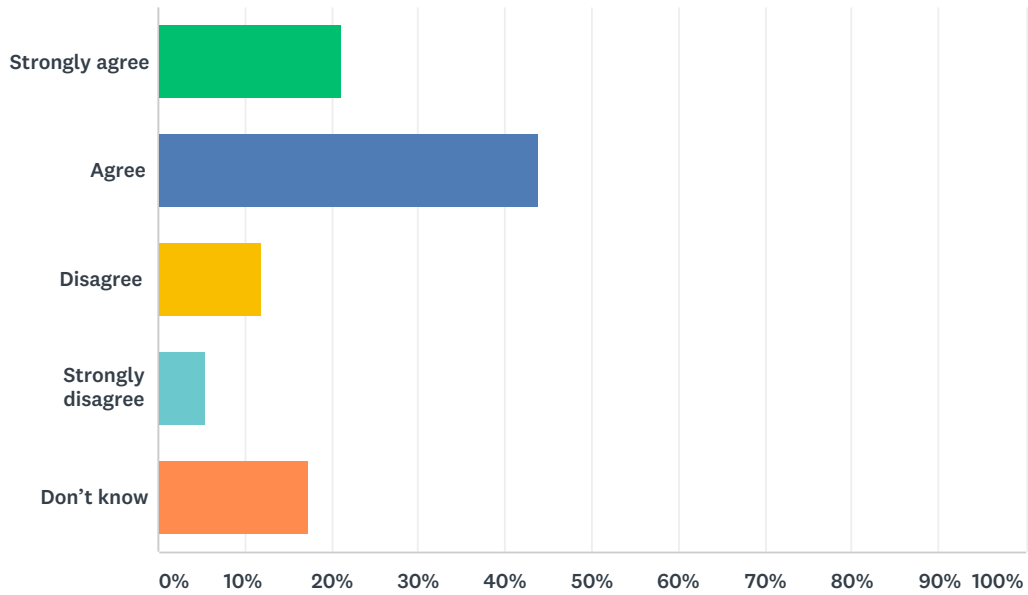
Answered: 109 Skipped: 21



ANSWER CHOICES	RESPONSES	
Strongly agree	28.44%	31
Agree	53.21%	58
Disagree	11.01%	12
Strongly disagree	4.59%	5
Don't know	2.75%	3
TOTAL		109

Q21 There is open and honest communication within my child's school.

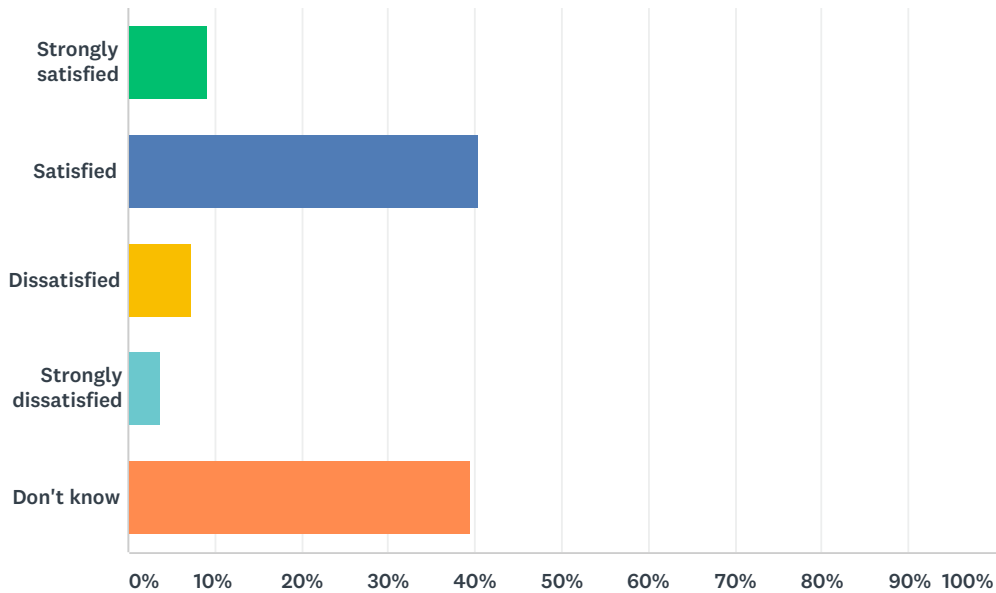
Answered: 109 Skipped: 21



ANSWER CHOICES	RESPONSES	
Strongly agree	21.10%	23
Agree	44.04%	48
Disagree	11.93%	13
Strongly disagree	5.50%	6
Don't know	17.43%	19
TOTAL		109

Q22 How satisfied are you with the community partnerships that may be established at your school? For example: Saffron, KEYS program, Green Certificate, lunch programs, after-school programs, RAP, Tools for School, Scratch Day, Entrepreneurial Adventure, scholarships/grants, etc.

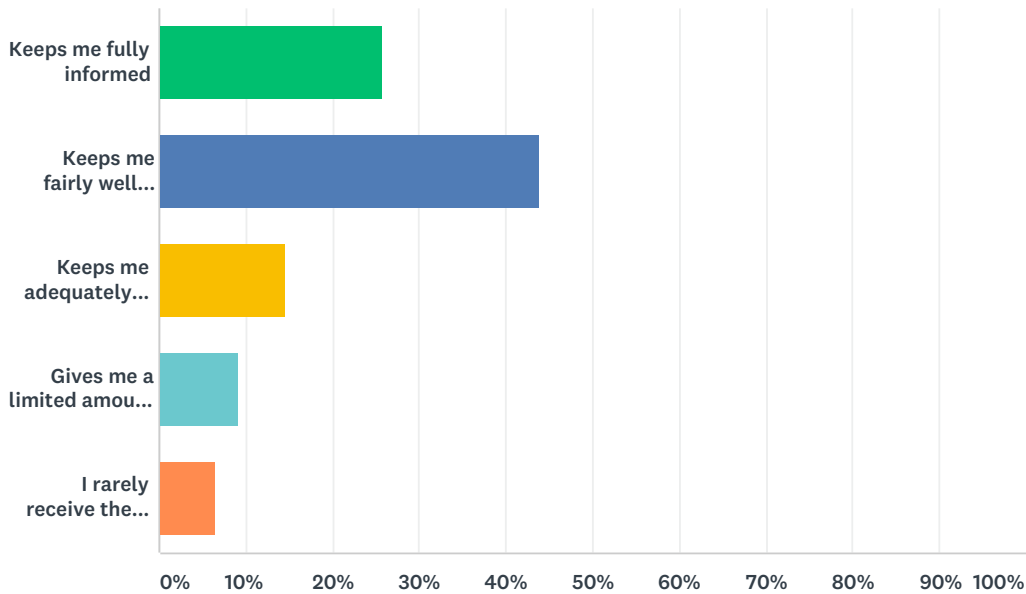
Answered: 109 Skipped: 21



ANSWER CHOICES	RESPONSES	
Strongly satisfied	9.17%	10
Satisfied	40.37%	44
Dissatisfied	7.34%	8
Strongly dissatisfied	3.67%	4
Don't know	39.45%	43
TOTAL		109

Q23 Elk Island Public Schools appreciates the opportunity to stay connected with parents about news, activities, programs and other matters of importance. What is your impression of the communication you receive from your child's school?

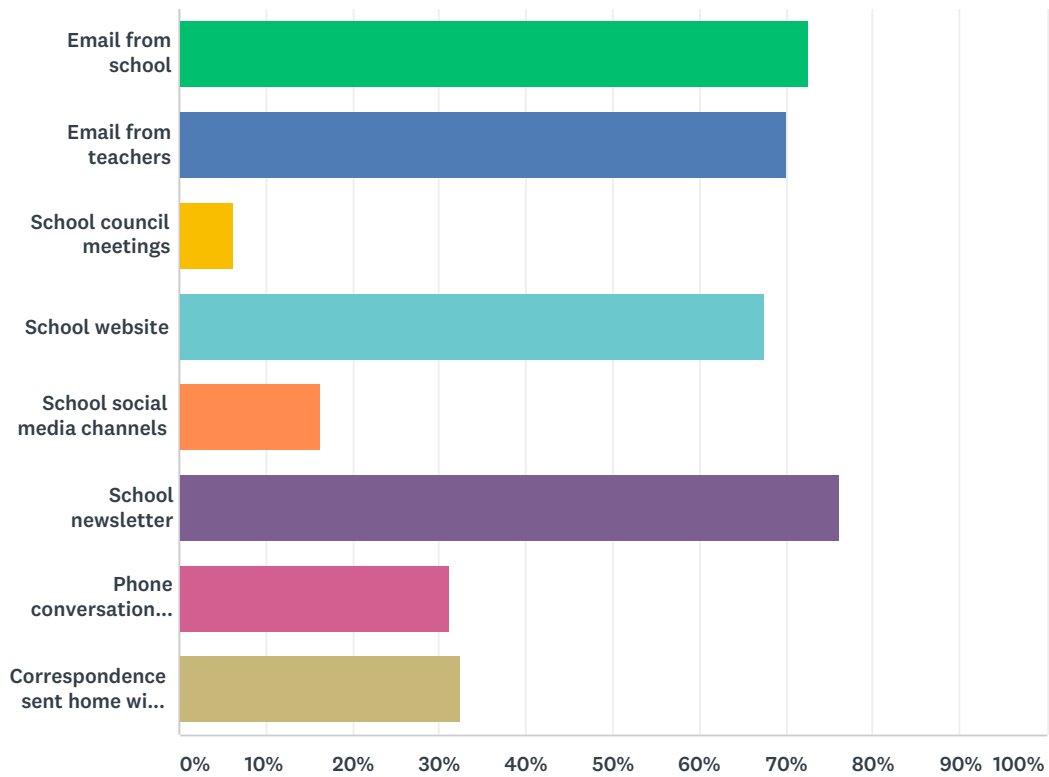
Answered: 109 Skipped: 21



ANSWER CHOICES	RESPONSES	
Keeps me fully informed	25.69%	28
Keeps me fairly well informed	44.04%	48
Keeps me adequately informed	14.68%	16
Gives me a limited amount of information	9.17%	10
I rarely receive the information I need	6.42%	7
TOTAL		109

Q24 Do you regularly make use of the following to keep up to date on school activities, programs, etc.? Check all that apply.

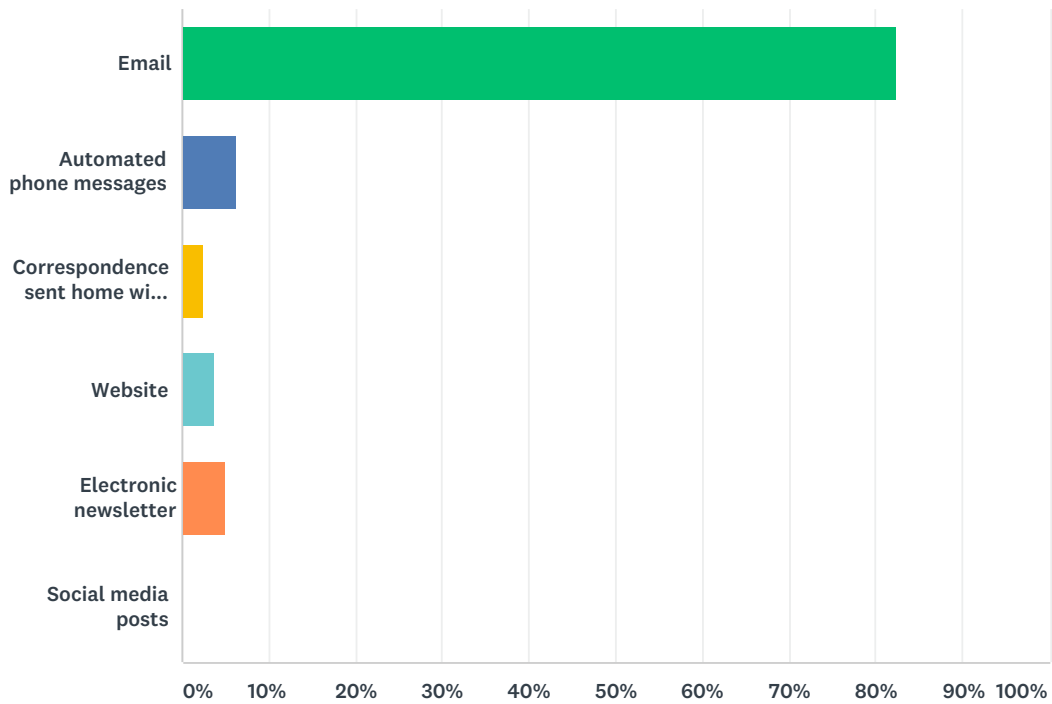
Answered: 80 Skipped: 50



ANSWER CHOICES	RESPONSES	
Email from school	72.50%	58
Email from teachers	70.00%	56
School council meetings	6.25%	5
School website	67.50%	54
School social media channels	16.25%	13
School newsletter	76.25%	61
Phone conversations with school and/or teachers	31.25%	25
Correspondence sent home with your child	32.50%	26
Total Respondents: 80		

Q25 What is your most preferred method of communication from the school and Division?

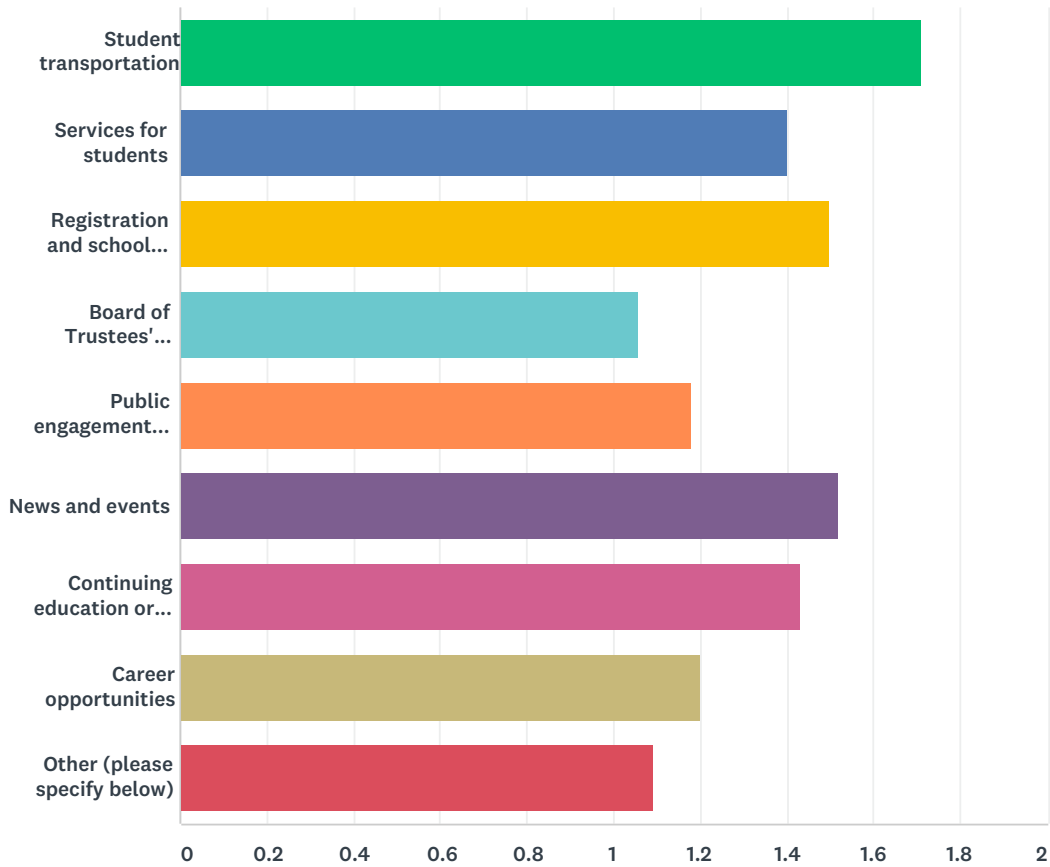
Answered: 80 Skipped: 50



ANSWER CHOICES	RESPONSES	
Email	82.50%	66
Automated phone messages	6.25%	5
Correspondence sent home with your child	2.50%	2
Website	3.75%	3
Electronic newsletter	5.00%	4
Social media posts	0.00%	0
TOTAL		80

Q26 Do you visit the Division website (www.eips.ca) for information on:

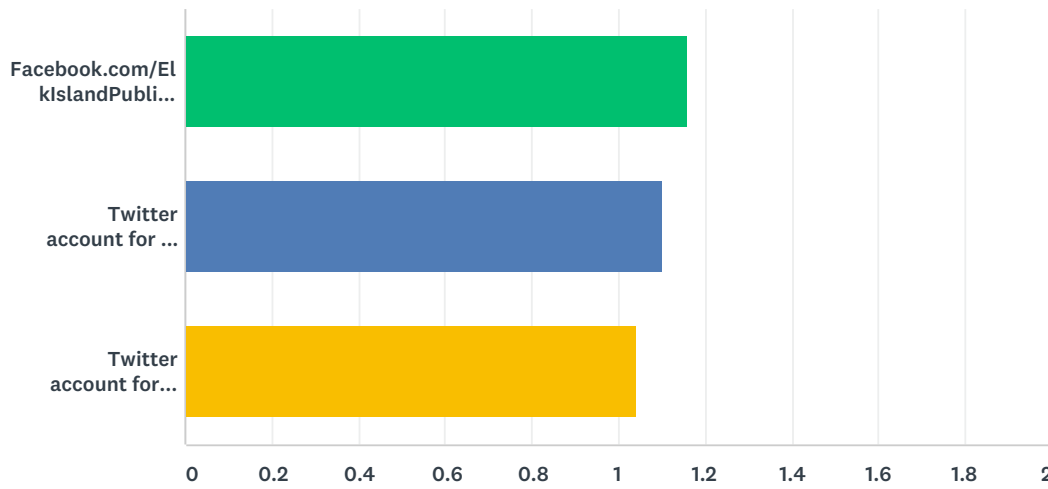
Answered: 80 Skipped: 50



	YES	NO	TOTAL	WEIGHTED AVERAGE
Student transportation	71.25% 57	28.75% 23	80	1.71
Services for students	40.00% 32	60.00% 48	80	1.40
Registration and school boundaries	50.00% 40	50.00% 40	80	1.50
Board of Trustees' meetings	6.25% 5	93.75% 75	80	1.06
Public engagement initiatives	17.50% 14	82.50% 66	80	1.18
News and events	52.50% 42	47.50% 38	80	1.52
Continuing education or summer courses	42.50% 34	57.50% 46	80	1.43
Career opportunities	20.00% 16	80.00% 64	80	1.20
Other (please specify below)	8.75% 7	91.25% 73	80	1.09

Q27 Elk Island Public Schools shares news and information on its social media channels. Do you follow:

Answered: 80 Skipped: 50



	YES	NO	TOTAL	WEIGHTED AVERAGE
Facebook.com/ElkIslandPublicSchools	16.25% 13	83.75% 67	80	1.16
Twitter account for the Division (@eips)	10.00% 8	90.00% 72	80	1.10
Twitter account for EIPS Student Transportation (@eipsST)	3.75% 3	96.25% 77	80	1.04