


Q1 Please indicate the school your child attends.

Answered: 118 Skipped: 0



EIPS Parent Survey 2016-2017



Answer Choices	Responses
----------------	-----------

EIPS Parent Survey 2016-2017

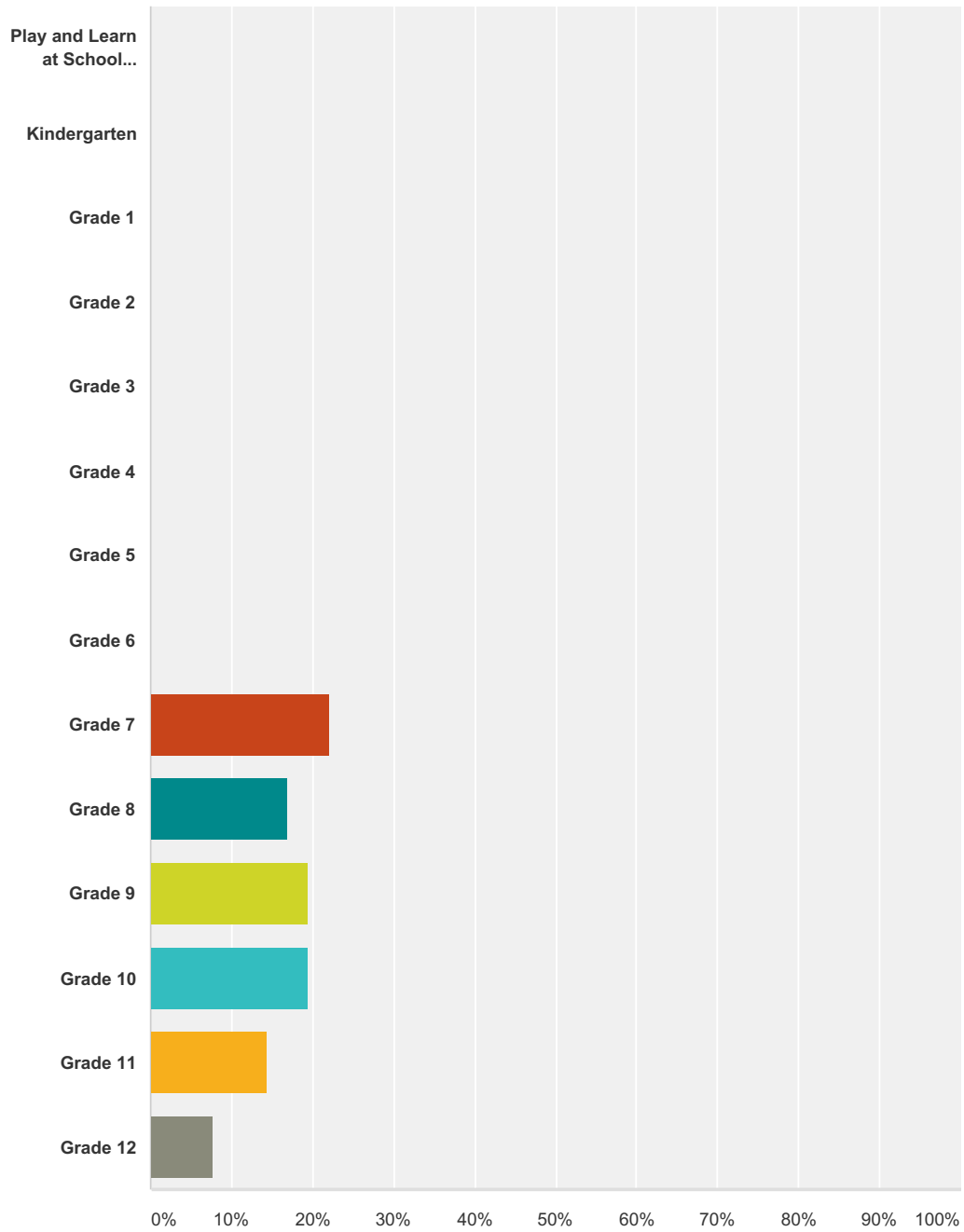
A.L. Horton Elementary	0.00%	0
Andrew School	0.00%	0
École Élémentaire Ardrossan Elementary	0.00%	0
Ardrossan Junior Senior High	100.00%	118
Bev Facey Community High	0.00%	0
Brentwood Elementary	0.00%	0
Bruderheim School	0.00%	0
Clover Bar Junior High	0.00%	0
École Campbelltown	0.00%	0
École Parc Élémentaire	0.00%	0
F.R. Haythorne Junior High	0.00%	0
Fort Saskatchewan Christian	0.00%	0
Fort Saskatchewan Elementary	0.00%	0
Fort Saskatchewan Senior High	0.00%	0
Fultonvale Elementary Junior High	0.00%	0
Glen Allan Elementary	0.00%	0
James Mowat Elementary	0.00%	0
Lakeland Ridge	0.00%	0
Lamont Elementary	0.00%	0
Lamont High	0.00%	0
Mills Haven Elementary	0.00%	0
Ministik School	0.00%	0
Mundare School	0.00%	0
Next Step/Outreach	0.00%	0
Pine Street Elementary	0.00%	0
Rudolph Hennig Junior High	0.00%	0
Salisbury Composite High	0.00%	0
Sherwood Heights Junior High	0.00%	0
Strathcona Christian Academy Elementary	0.00%	0
Strathcona Christian Academy Secondary	0.00%	0
Uncas Elementary	0.00%	0
Vegreville Composite High	0.00%	0
Wes Hosford Elementary	0.00%	0
Westboro Elementary	0.00%	0

EIPS Parent Survey 2016-2017

Win Ferguson Elementary	0.00%	0
Woodbridge Farms Elementary	0.00%	0
Wye Elementary	0.00%	0
Total		118

Q2 Please indicate your child's grade.

Answered: 118 Skipped: 0



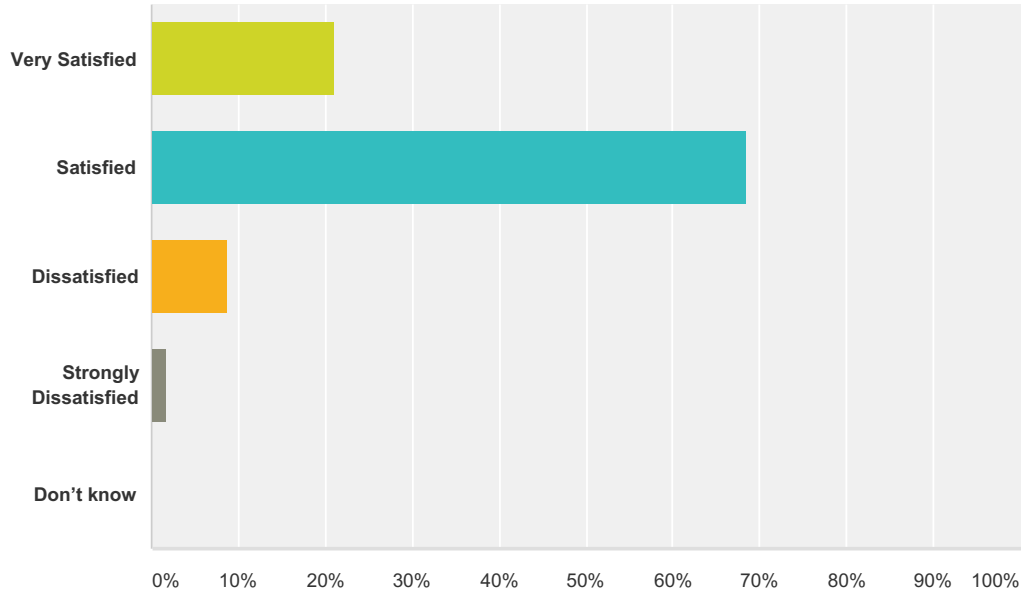
Answer Choices	Responses
Play and Learn at School (PALS)	0.00% 0
Kindergarten	0.00% 0
Grade 1	0.00% 0
Grade 2	0.00% 0
Grade 3	0.00% 0

EIPS Parent Survey 2016-2017

Grade 4	0.00%	0
Grade 5	0.00%	0
Grade 6	0.00%	0
Grade 7	22.03%	26
Grade 8	16.95%	20
Grade 9	19.49%	23
Grade 10	19.49%	23
Grade 11	14.41%	17
Grade 12	7.63%	9
Total		118

Q3 How satisfied are you with the quality of education that your child is receiving at his/her school?

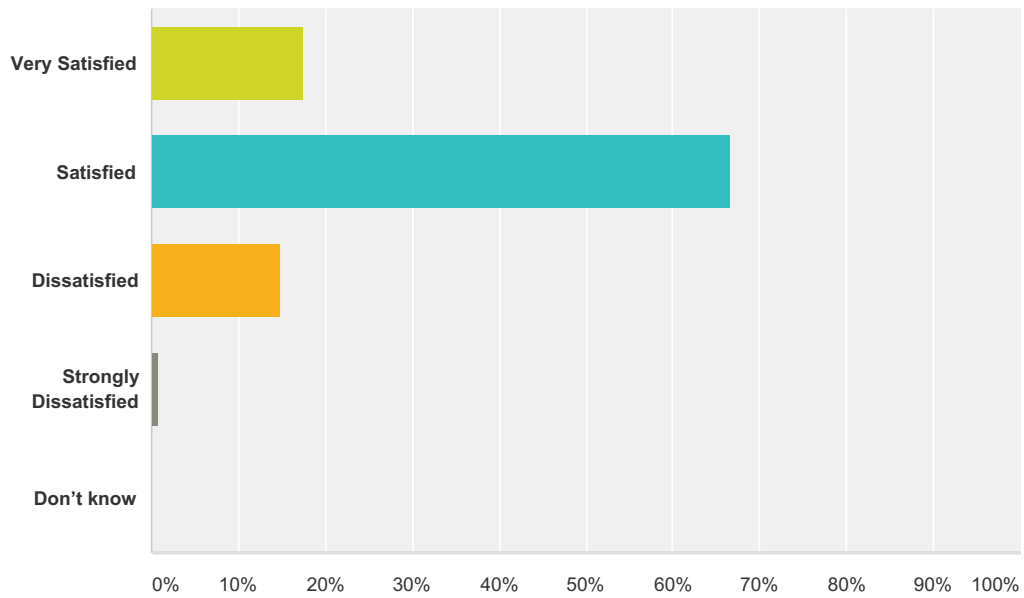
Answered: 114 Skipped: 4



Answer Choices	Responses	
Very Satisfied	21.05%	24
Satisfied	68.42%	78
Dissatisfied	8.77%	10
Strongly Dissatisfied	1.75%	2
Don't know	0.00%	0
Total		114

Q4 How satisfied are you with the quality of teaching at your child's school?

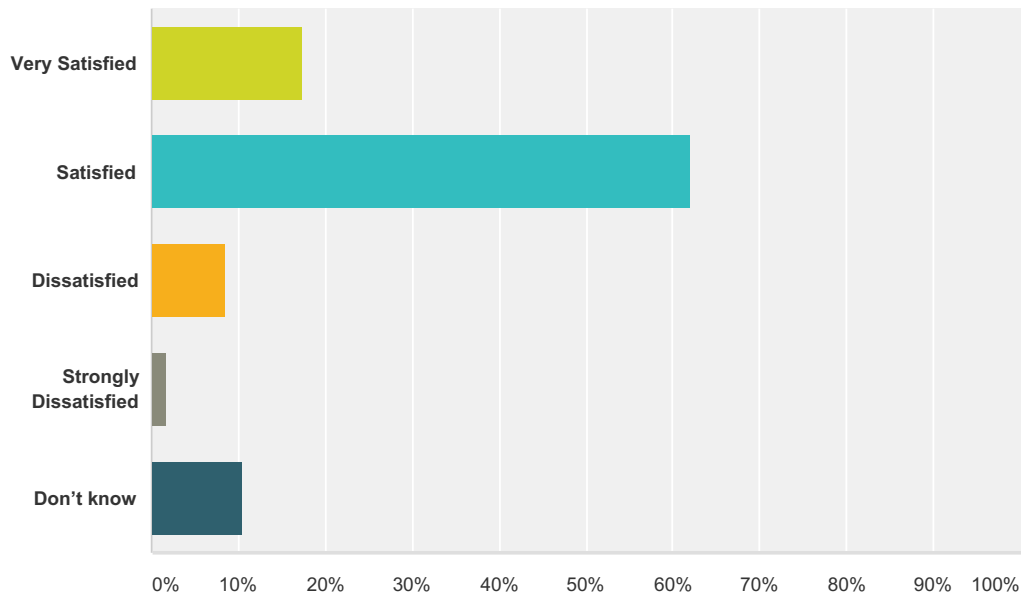
Answered: 114 Skipped: 4



Answer Choices	Responses	
Very Satisfied	17.54%	20
Satisfied	66.67%	76
Dissatisfied	14.91%	17
Strongly Dissatisfied	0.88%	1
Don't know	0.00%	0
Total		114

Q5 How satisfied are you with the leadership in your child's school?

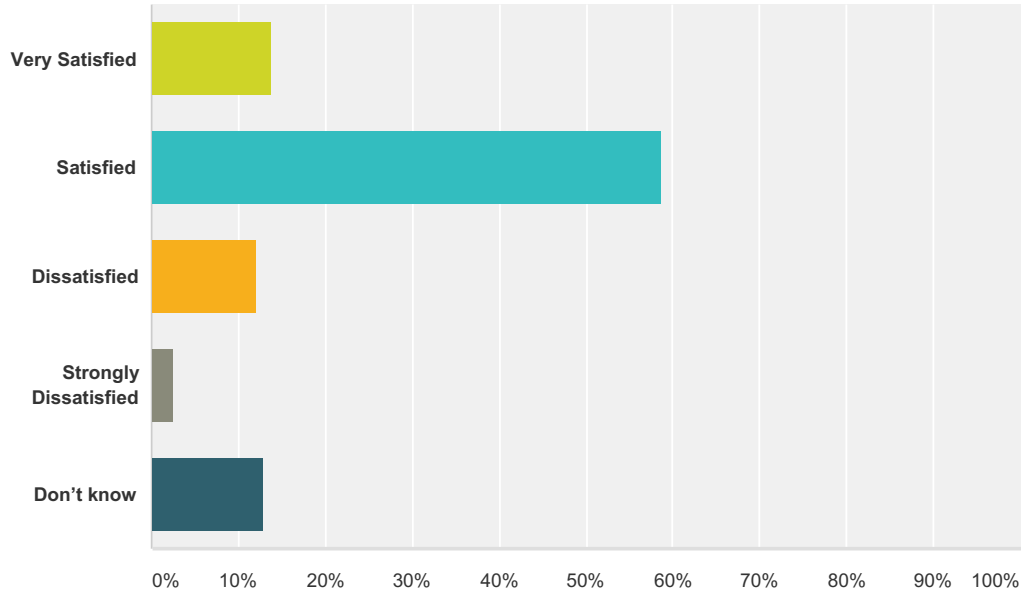
Answered: 116 Skipped: 2



Answer Choices	Responses
Very Satisfied	17.24% 20
Satisfied	62.07% 72
Dissatisfied	8.62% 10
Strongly Dissatisfied	1.72% 2
Don't know	10.34% 12
Total	116

Q6 How satisfied are you with the opportunity to be involved in decisions at your child's school?

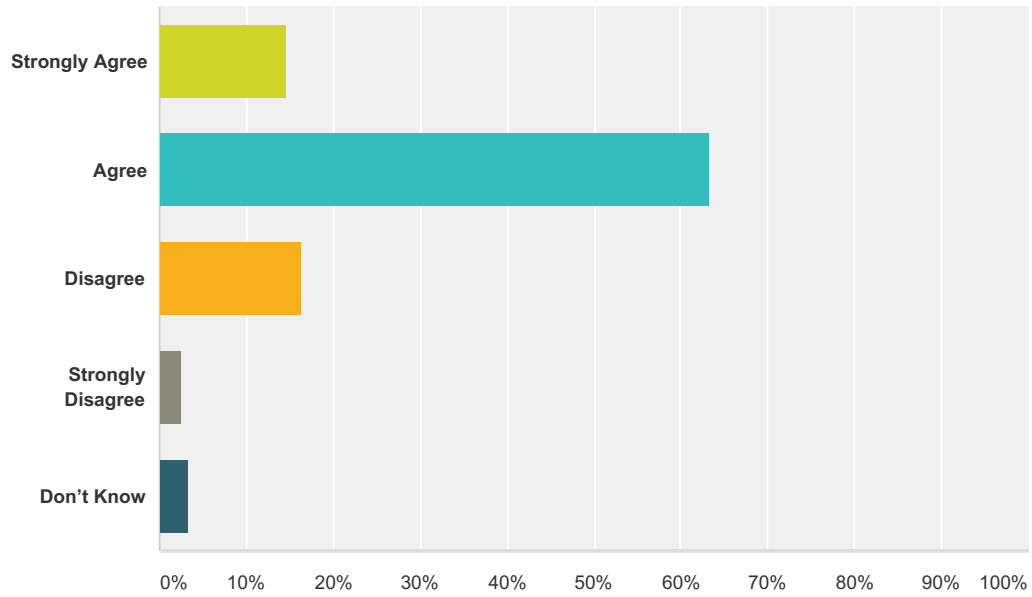
Answered: 116 Skipped: 2



Answer Choices	Responses	
Very Satisfied	13.79%	16
Satisfied	58.62%	68
Dissatisfied	12.07%	14
Strongly Dissatisfied	2.59%	3
Don't know	12.93%	15
Total		116

Q7 My child's individual needs are met.

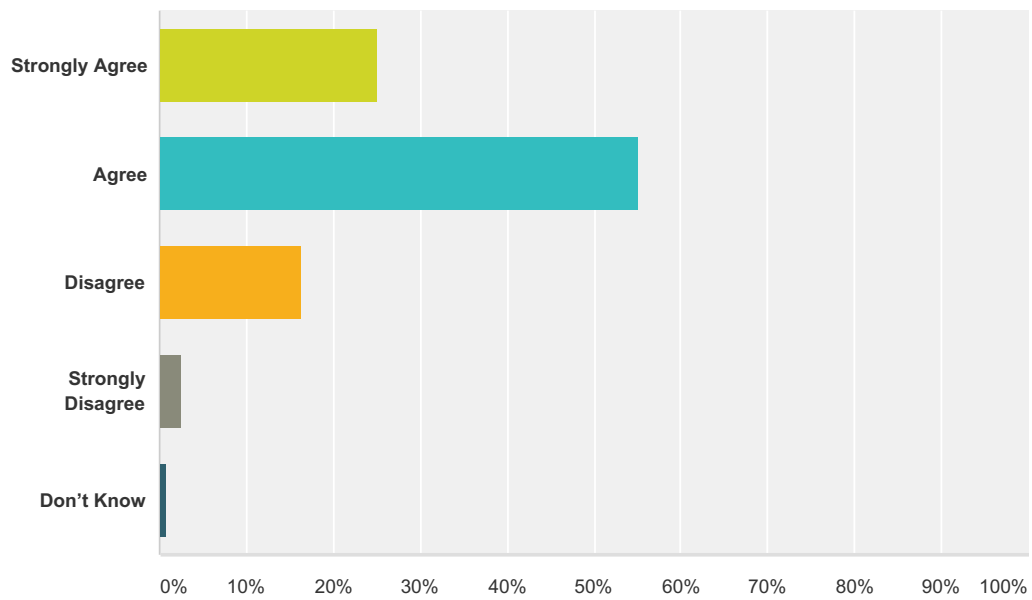
Answered: 117 Skipped: 1



Answer Choices	Responses	
Strongly Agree	14.53%	17
Agree	63.25%	74
Disagree	16.24%	19
Strongly Disagree	2.56%	3
Don't Know	3.42%	4
Total		117

Q8 The school keeps me informed about my child's progress and achievement.

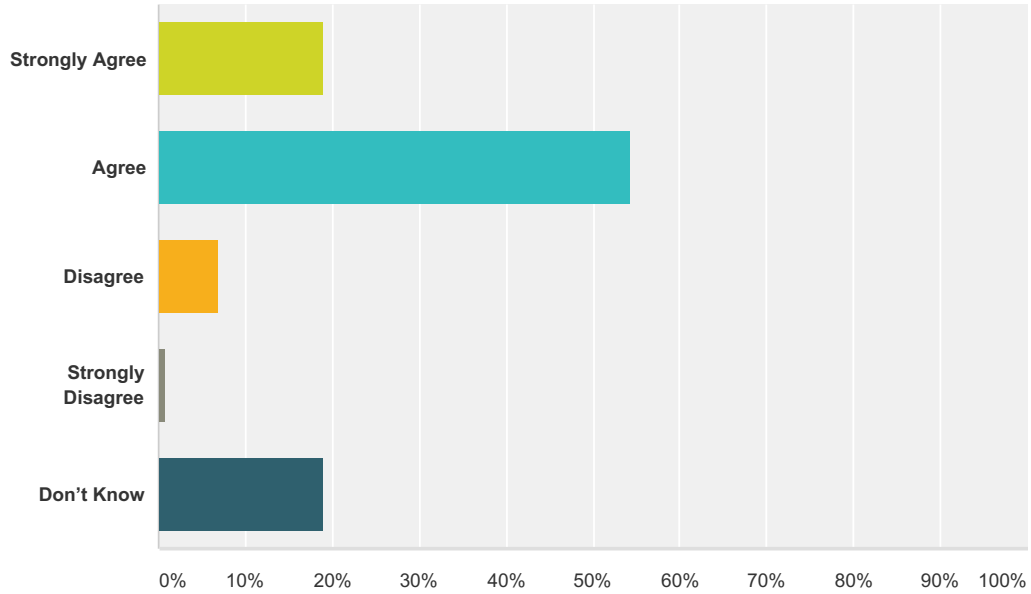
Answered: 116 Skipped: 2



Answer Choices	Responses	Count
Strongly Agree	25.00%	29
Agree	55.17%	64
Disagree	16.38%	19
Strongly Disagree	2.59%	3
Don't Know	0.86%	1
Total		116

Q9 The rights and responsibilities of citizenship are reinforced in my child's school.

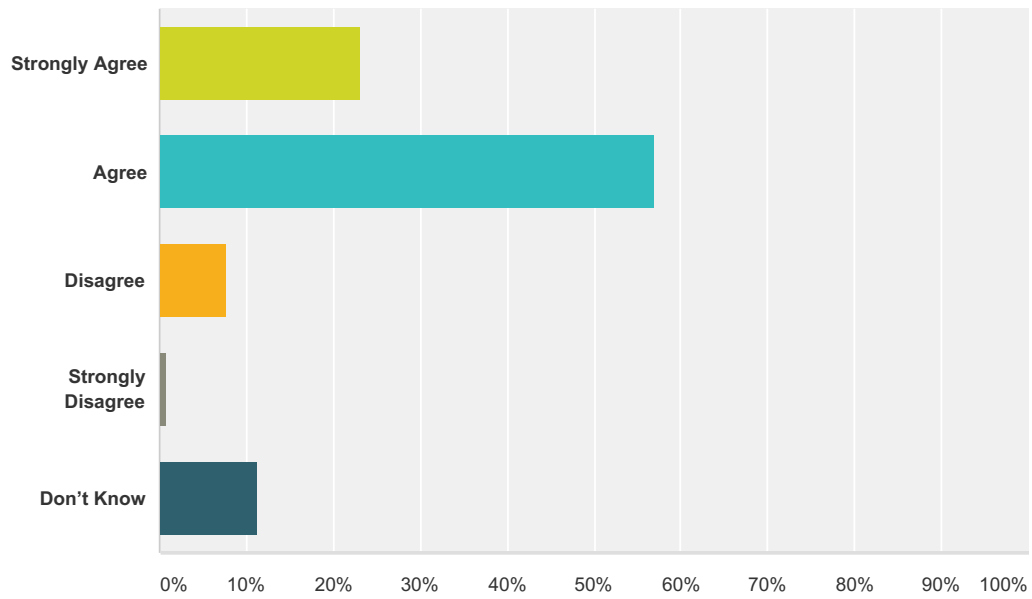
Answered: 116 Skipped: 2



Answer Choices	Responses	
Strongly Agree	18.97%	22
Agree	54.31%	63
Disagree	6.90%	8
Strongly Disagree	0.86%	1
Don't Know	18.97%	22
Total		116

Q10 The school staff care about my child.

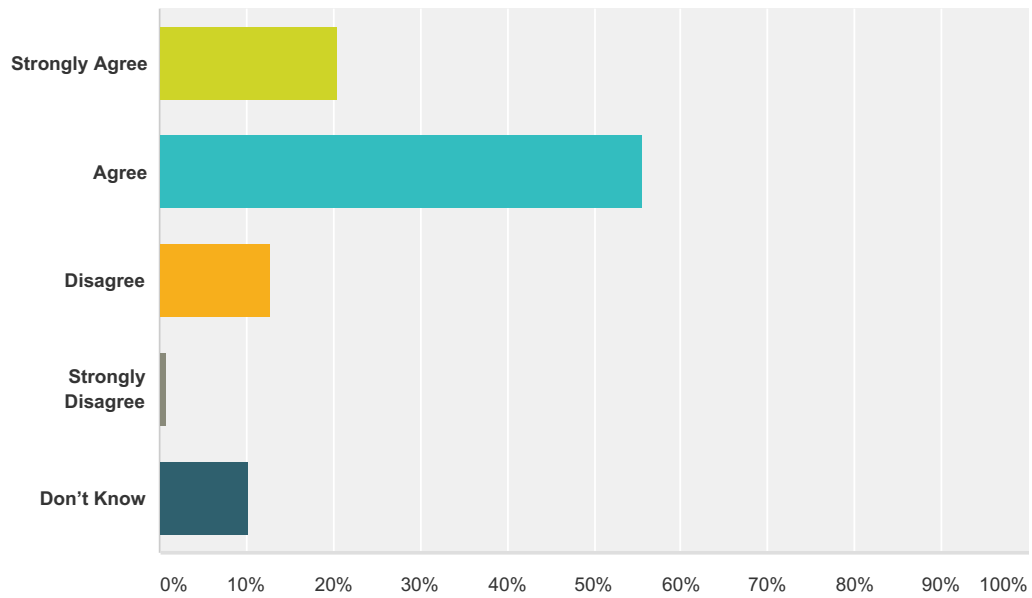
Answered: 116 Skipped: 2



Answer Choices	Responses	
Strongly Agree	23.28%	27
Agree	56.90%	66
Disagree	7.76%	9
Strongly Disagree	0.86%	1
Don't Know	11.21%	13
Total		116

Q11 My child is encouraged at school to do his or her best.

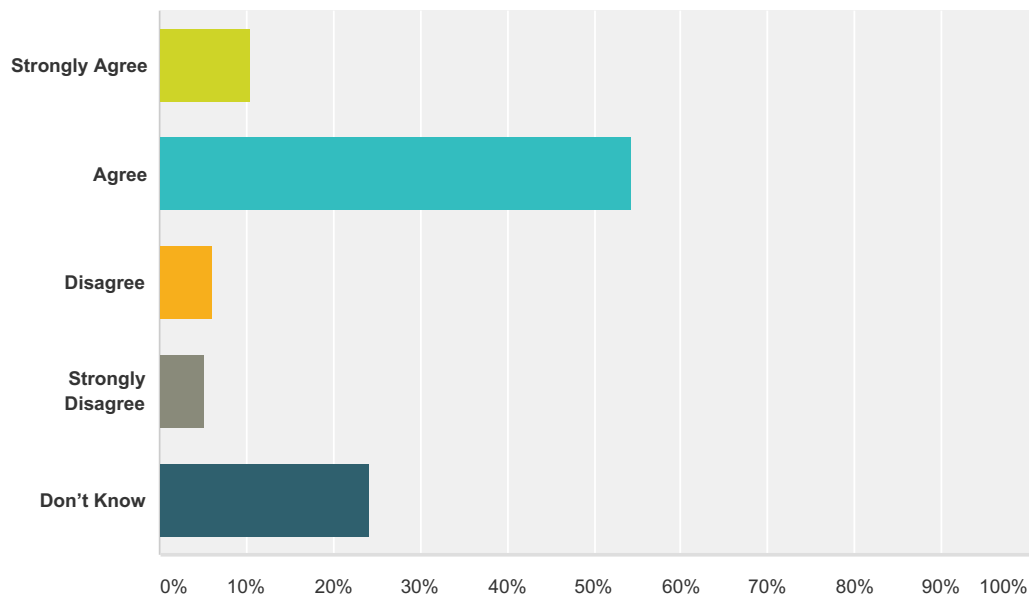
Answered: 117 Skipped: 1



Answer Choices	Responses	
Strongly Agree	20.51%	24
Agree	55.56%	65
Disagree	12.82%	15
Strongly Disagree	0.85%	1
Don't Know	10.26%	12
Total		117

Q12 Discipline is handled in a fair and reasonable manner in my child's school.

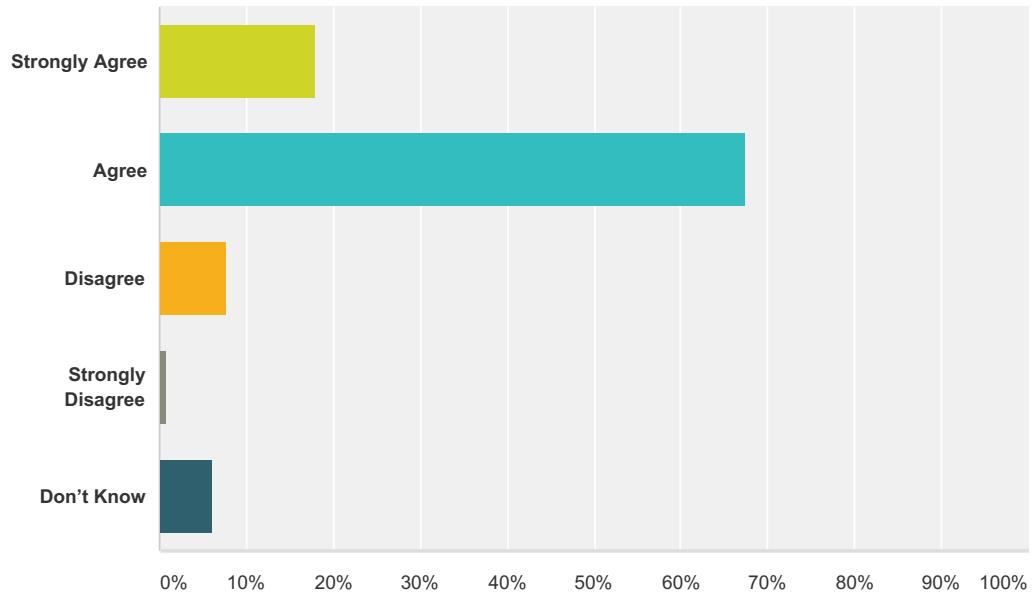
Answered: 116 Skipped: 2



Answer Choices	Responses	
Strongly Agree	10.34%	12
Agree	54.31%	63
Disagree	6.03%	7
Strongly Disagree	5.17%	6
Don't Know	24.14%	28
Total		116

Q13 My child's school is safe.

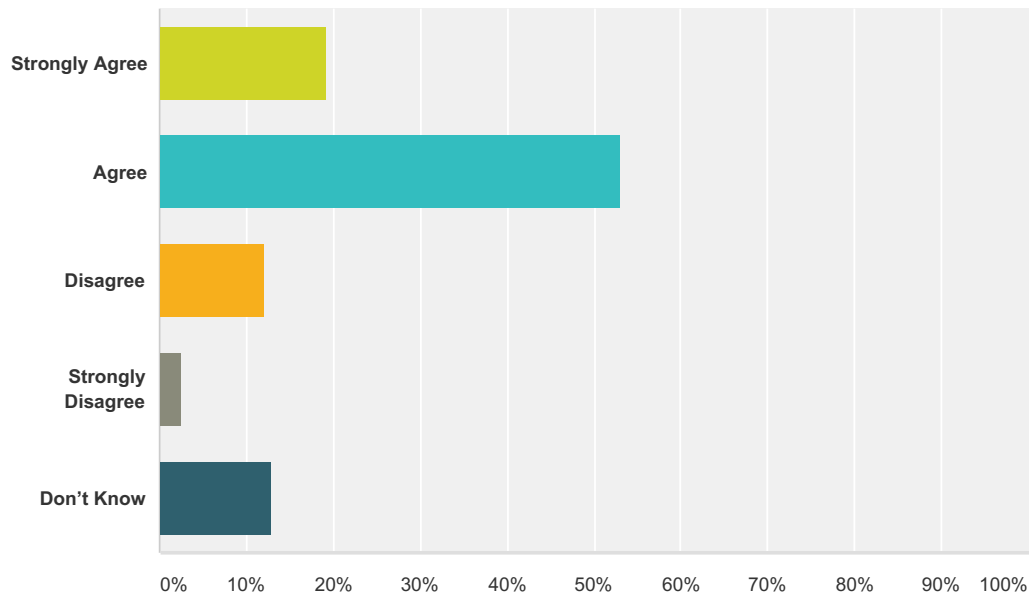
Answered: 117 Skipped: 1



Answer Choices	Responses	
Strongly Agree	17.95%	21
Agree	67.52%	79
Disagree	7.69%	9
Strongly Disagree	0.85%	1
Don't Know	5.98%	7
Total		117

Q14 There is open and honest communication within my child's school.

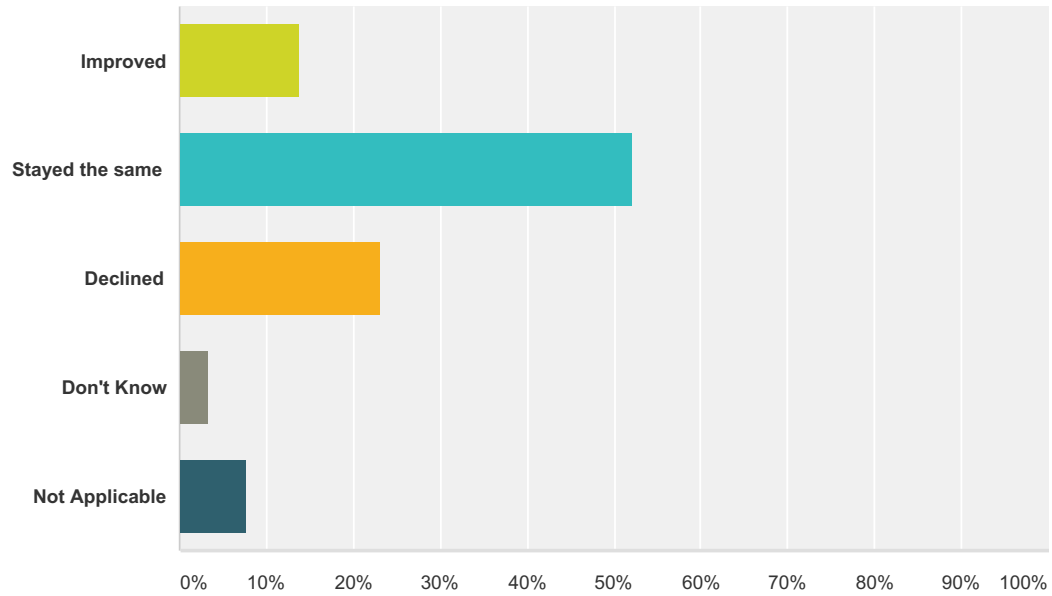
Answered: 115 Skipped: 3



Answer Choices	Responses	Count
Strongly Agree	19.13%	22
Agree	53.04%	61
Disagree	12.17%	14
Strongly Disagree	2.61%	3
Don't Know	13.04%	15
Total		115

Q15 In your opinion, has the quality of education that your child experienced at school improved, stayed the same, or declined in the past three years?

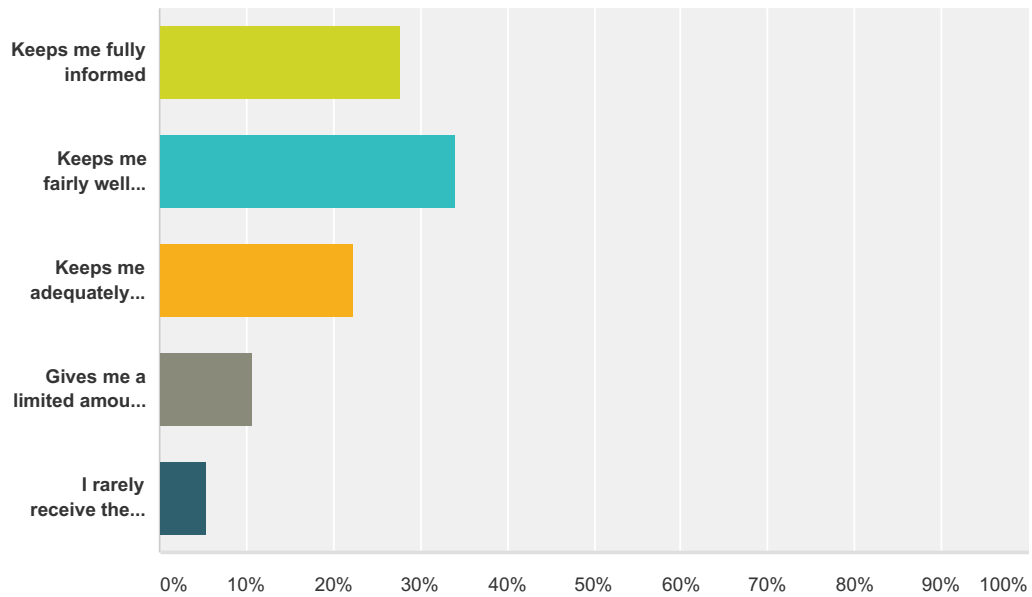
Answered: 117 Skipped: 1



Answer Choices	Responses
Improved	13.68% 16
Stayed the same	52.14% 61
Declined	23.08% 27
Don't Know	3.42% 4
Not Applicable	7.69% 9
Total	117

Q16 Elk Island Public Schools appreciates the opportunity to stay connected with parents about news, activities, programs and other matters of importance. What is your impression of the communications you receive from your school?

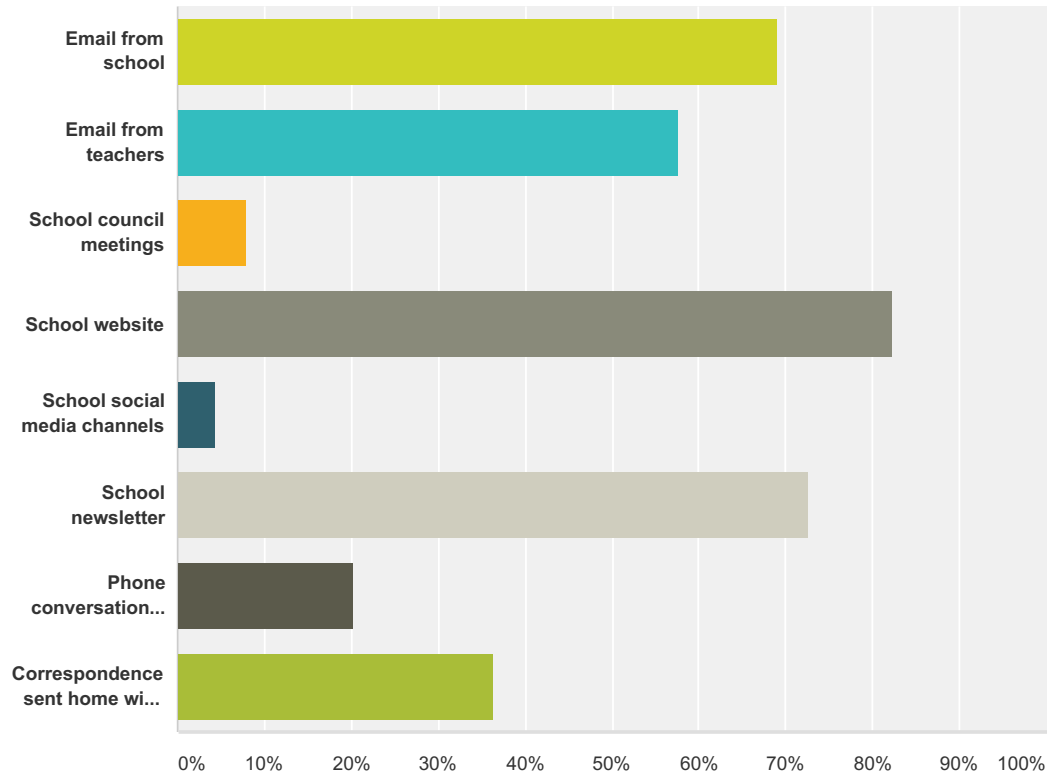
Answered: 112 Skipped: 6



Answer Choices	Responses
Keeps me fully informed	27.68% 31
Keeps me fairly well informed	33.93% 38
Keeps me adequately informed	22.32% 25
Gives me a limited amount of information	10.71% 12
I rarely receive the information I need	5.36% 6
Total	112

Q17 Do you regularly make use of the following to keep up to date on school activities, programs, etc.? Check all that apply.

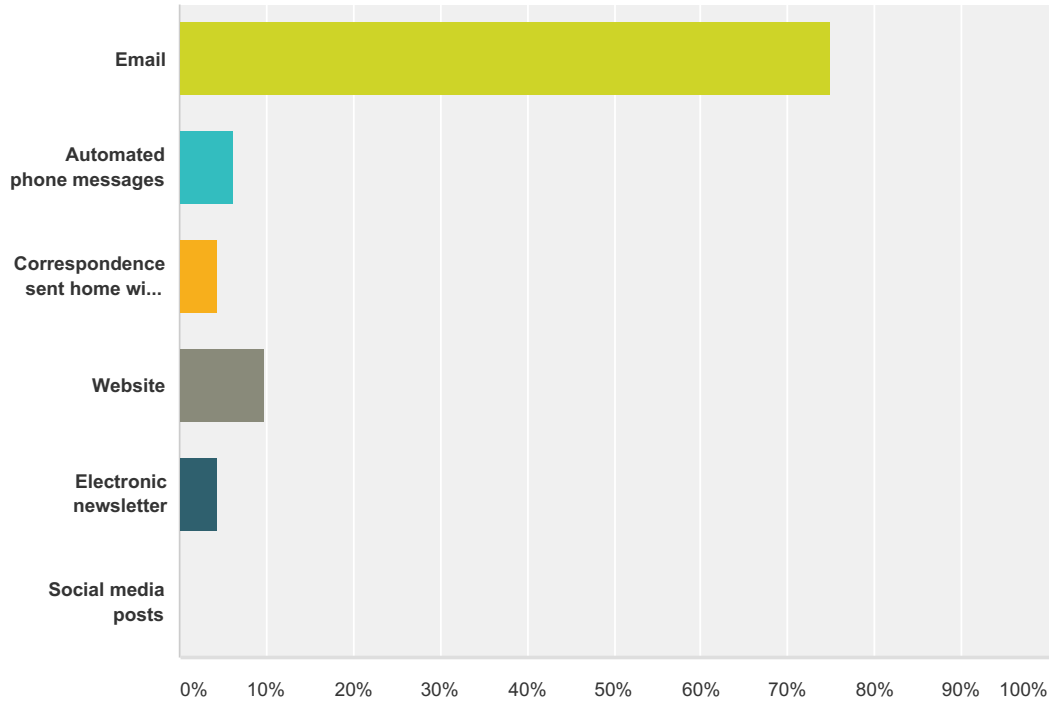
Answered: 113 Skipped: 5



Answer Choices	Responses	Count
Email from school	69.03%	78
Email from teachers	57.52%	65
School council meetings	7.96%	9
School website	82.30%	93
School social media channels	4.42%	5
School newsletter	72.57%	82
Phone conversations with school and/or teachers	20.35%	23
Correspondence sent home with your child	36.28%	41
Total Respondents: 113		

Q18 What is your most preferred method of communications from the school and Division?

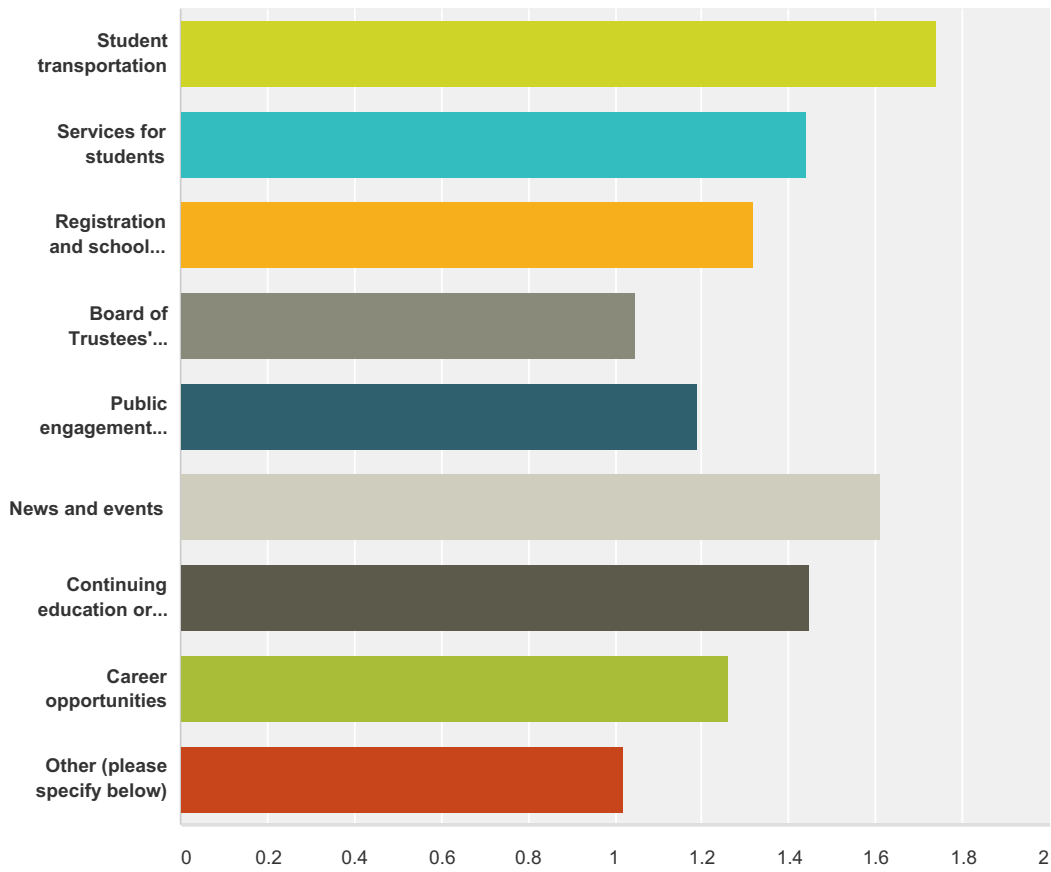
Answered: 112 Skipped: 6



Answer Choices	Responses
Email	75.00% 84
Automated phone messages	6.25% 7
Correspondence sent home with your child	4.46% 5
Website	9.82% 11
Electronic newsletter	4.46% 5
Social media posts	0.00% 0
Total	112

Q19 Do you visit the Division website (www.eips.ca) for information on:

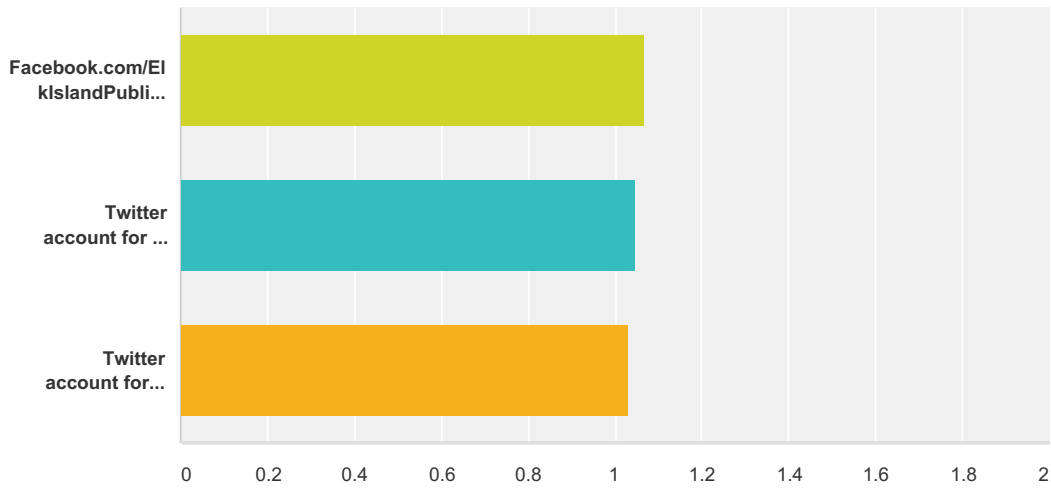
Answered: 113 Skipped: 5



	Yes	No	Total	Weighted Average
Student transportation	74.34% 84	25.66% 29	113	1.74
Services for students	43.69% 45	56.31% 58	103	1.44
Registration and school boundaries	32.04% 33	67.96% 70	103	1.32
Board of Trustees' meetings	5.05% 5	94.95% 94	99	1.05
Public engagement initiatives	18.56% 18	81.44% 79	97	1.19
News and events	61.47% 67	38.53% 42	109	1.61
Continuing education or summer courses	44.66% 46	55.34% 57	103	1.45
Career opportunities	25.74% 26	74.26% 75	101	1.26
Other (please specify below)	1.54% 1	98.46% 64	65	1.02

Q20 Elk Island Public Schools shares news and information on its social media channels. Do you follow:

Answered: 111 Skipped: 7



	Yes	No	Total	Weighted Average
Facebook.com/ElkIslandPublicSchools	7.21% 8	92.79% 103	111	1.07
Twitter account for the Division (@eips)	5.45% 6	94.55% 104	110	1.05
Twitter account for EIPS Student Transportation (@eipsST)	2.78% 3	97.22% 105	108	1.03